

SILVER

PARTS CATALOG

PARTS CATALOG

INTRODUCTION

This chapter instructs you the numbers and names of parts on this machine.

INDEX to PARTS CATALOG

SILVER
Tape Marker Type 21

(C231)
(C583)

SILVER (C231)

PARTS CATALOG

INTRODUCTION

This chapter instructs you the numbers and names of parts on this machine.

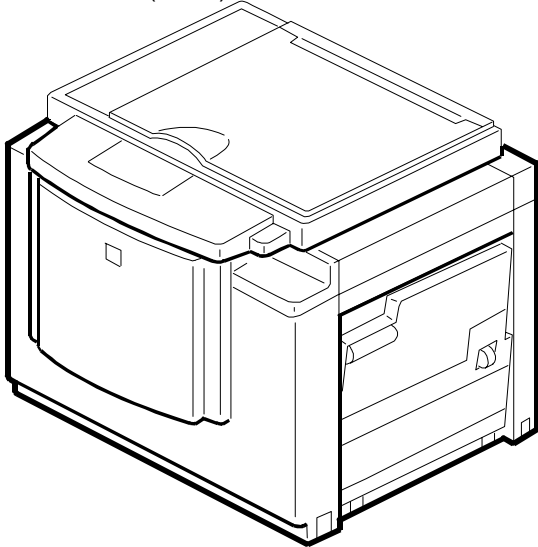
INDEX to PARTS CATALOG

Location of Unit	2	18.Master Eject unit (C231)	40
1.Exterior 1 (C231)	6	19.Drive Section (C231)	42
2.Exterior 2 (C231)	8	20.Electrial Section 1 (C231)	44
3.ADF Unit 1	10	21.Electrial Section 2 (C231)	46
4.ADF Unit 2	12	22.Frame Section 1 (C231)	48
5.Scanner Section 1 (C231)	14	23.Frame Section 2 (C231)	50
6.Scanner Section 2 (C231)	16	24.MPU Board (C231)	52
7.Paper Table Section (C231)	18	25.Decal And Document (C231)	56
8.Paper Feed Section (C231)	20	26.Accessories And Special Tools (C231)	58
9.Paper Registration (C231)	22	Parts Index	63
10.Plotter Unit 1 (C231)	24		
11.Plotter Unit 2 (C231)	26		
12.Press Roller Section (C231)	28		
13.Drum Unit 1 (C231).....	30		
14.Drum Unit 2 (C231).....	32		
15.Drum Unit 3 (C231).....	34		
16.Vacuume Fan Unit (C231)	36		
17.Delivary Table (C231)	38		

June 27'98

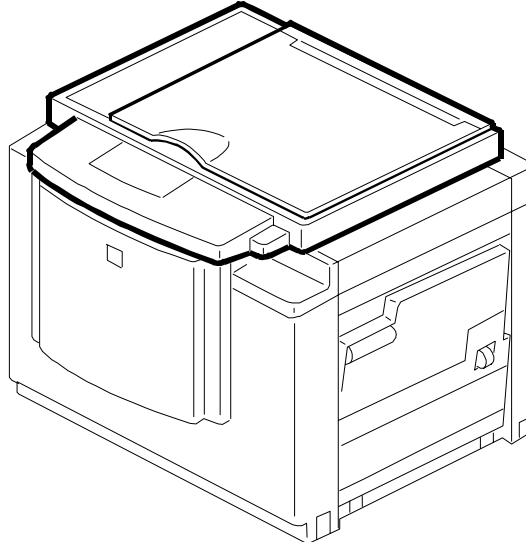
Location of Unit

1.Exterior 1 (C231)



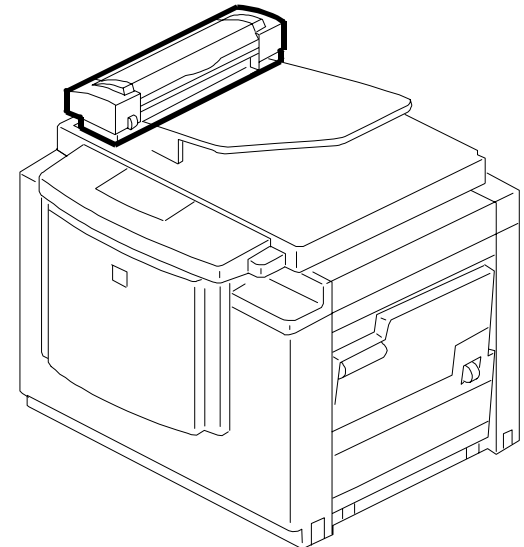
See Page 7

2.Exterior 2 (C231)



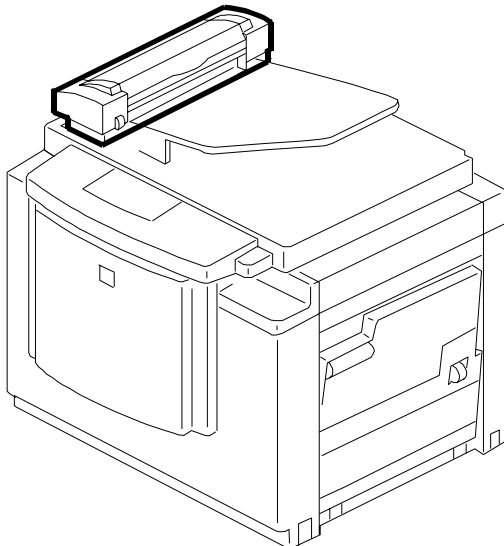
See Page 9

3.ADF Unit 1



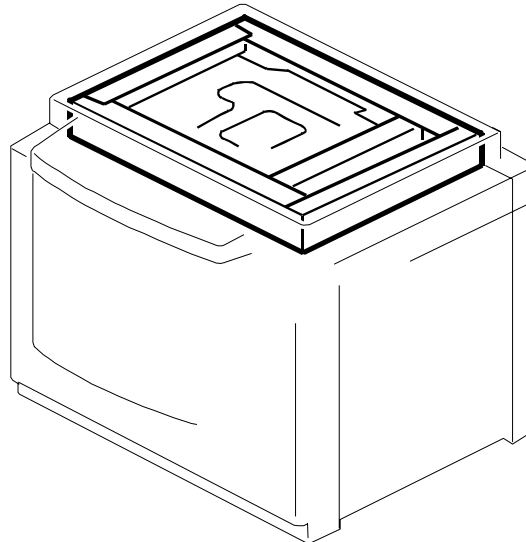
See Page 11

4.ADF Unit 2



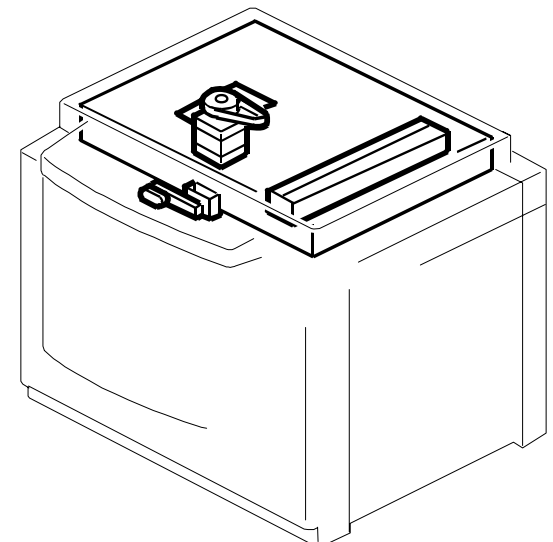
See Page 13

5.Scanner Section 1 (C231)



See Page 15

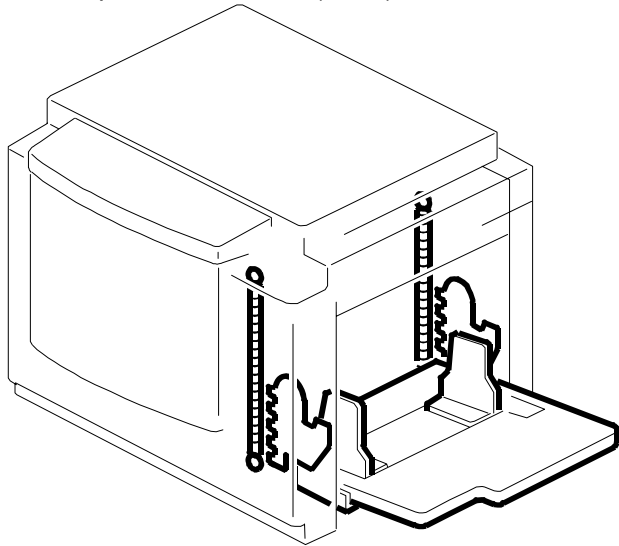
6.Scanner Section 2 (C231)



See Page 17

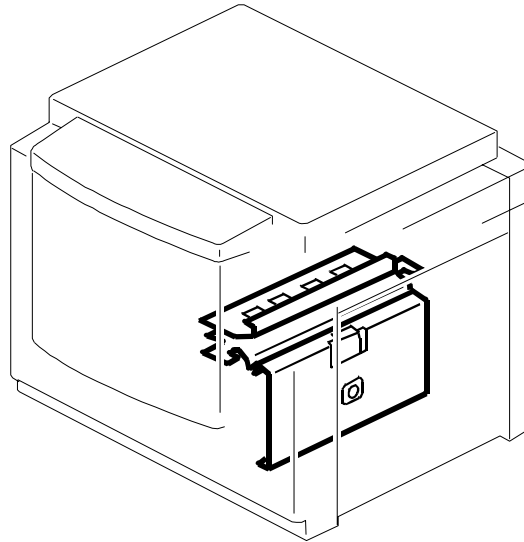
Location of Unit

7. Paper Table Section (C231)



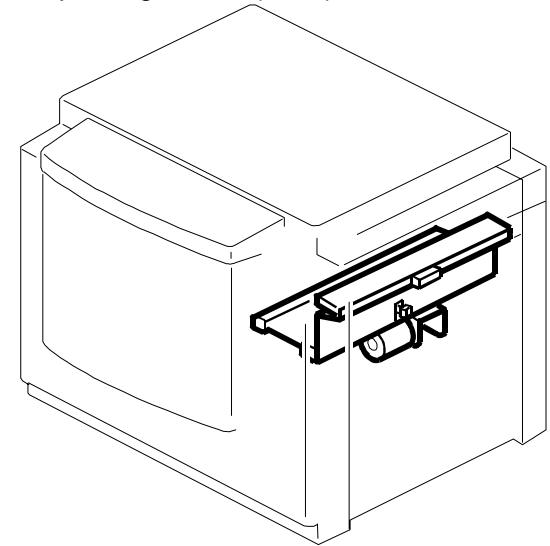
See Page 19

8. Paper Feed Section (C231)



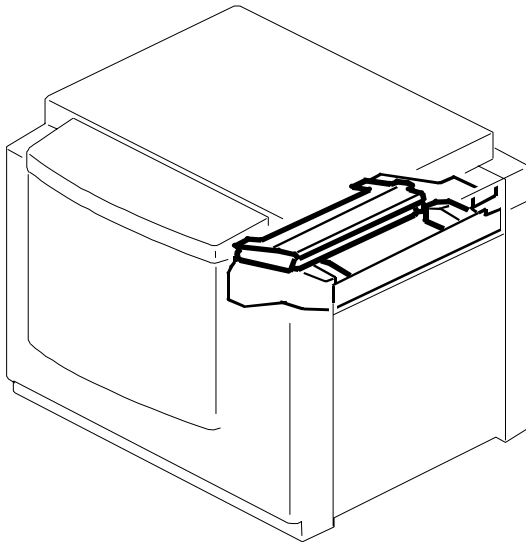
See Page 21

9. Paper Registration (C231)



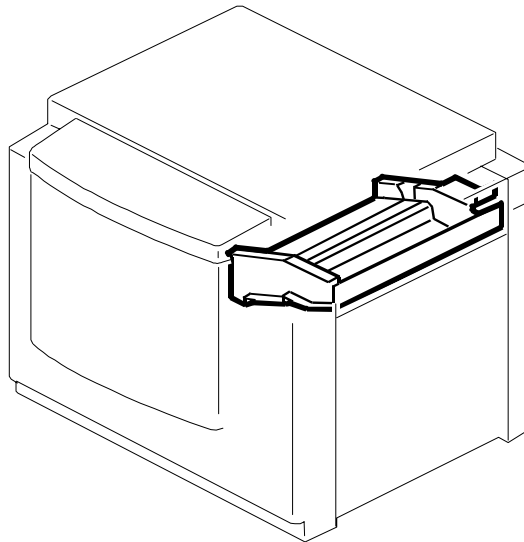
See Page 23

10. Plotter Unit 1 (C231)



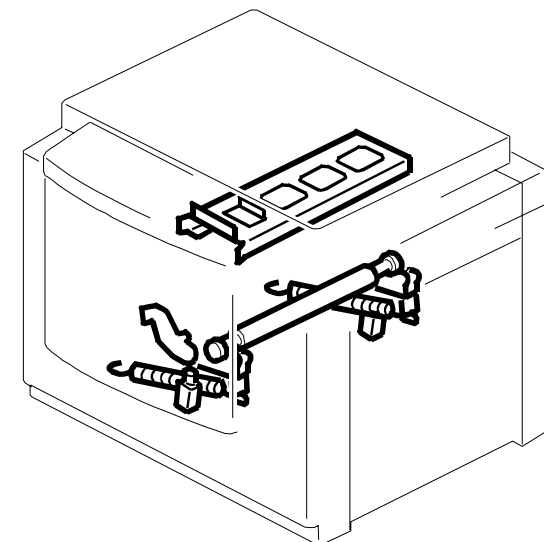
See Page 25

11. Plotter Unit 2 (C231)



See Page 27

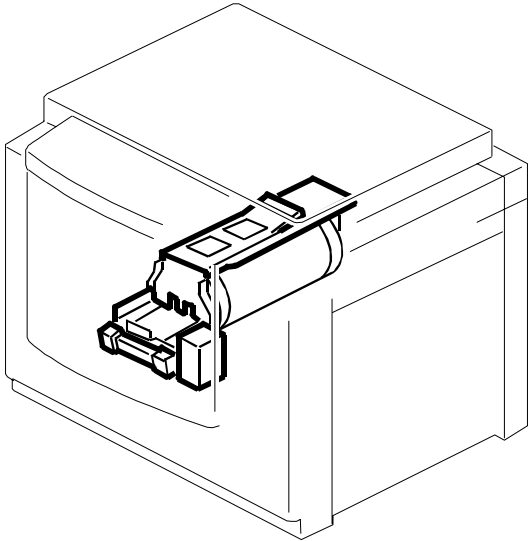
12. Press Roller Section (C231)



See Page 29

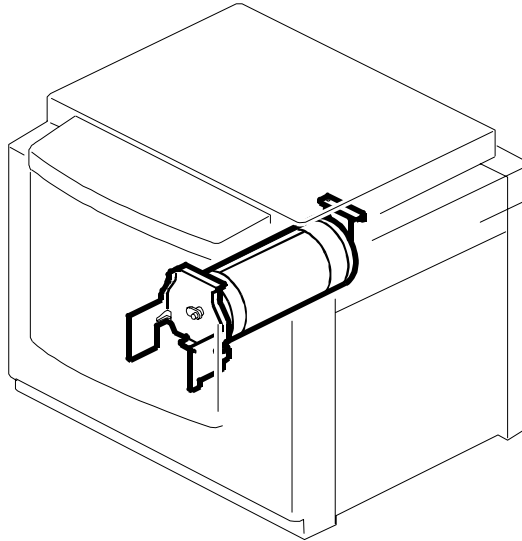
Location of Unit

13.Drum Unit 1 (C231)



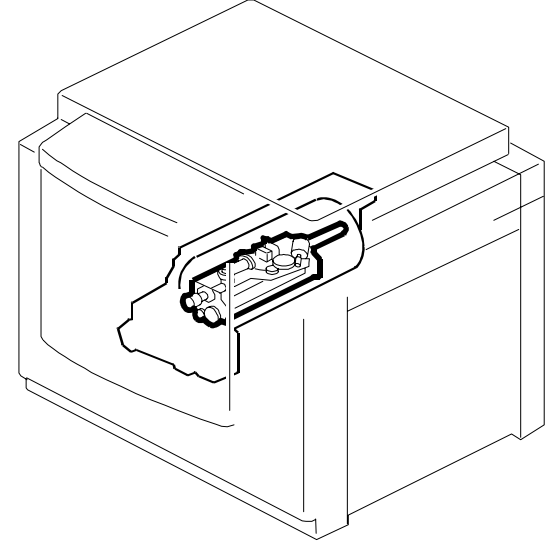
See Page 31

14.Drum Unit 2 (C231)



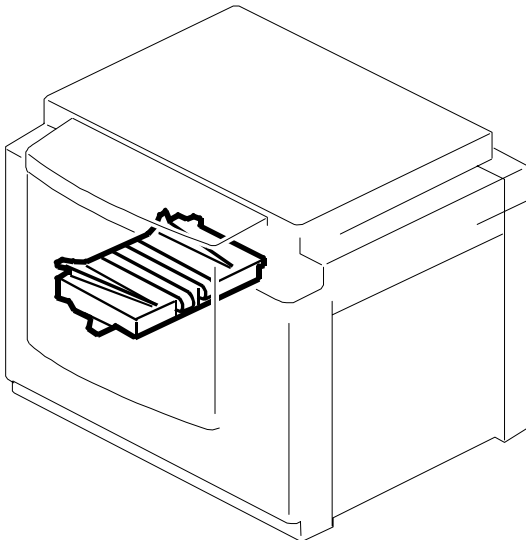
See Page 33

15.Drum Unit 3 (C231)



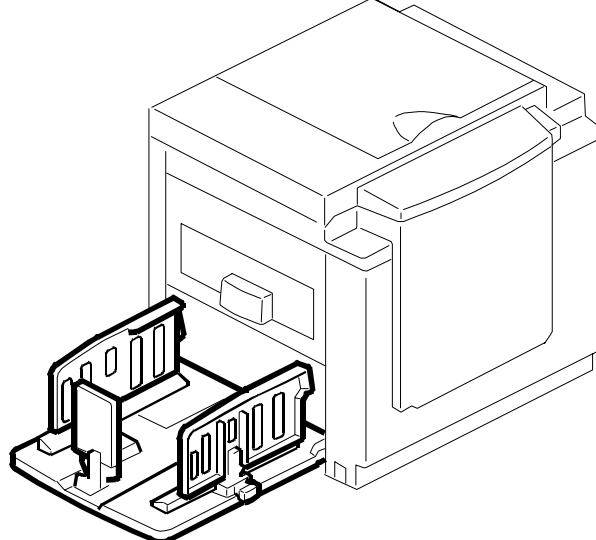
See Page 35

16.Vacuume Fan Unit (C231)



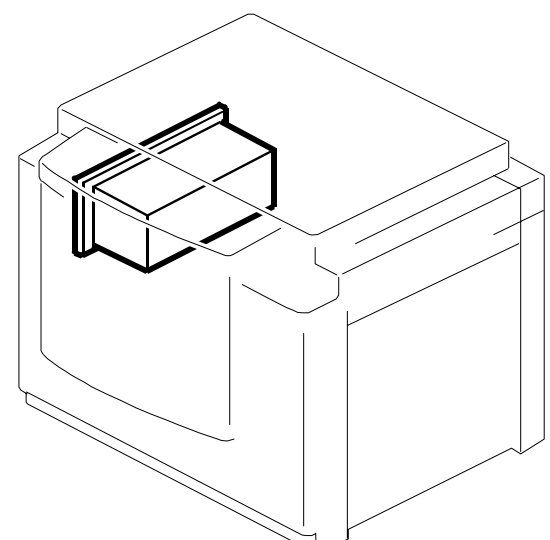
See Page 37

17.Delivery Table (C231)



See Page 39

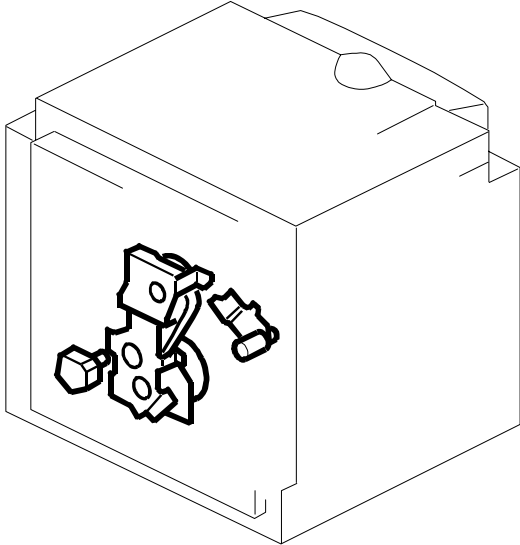
18.Master Eject unit (C231)



See Page 41

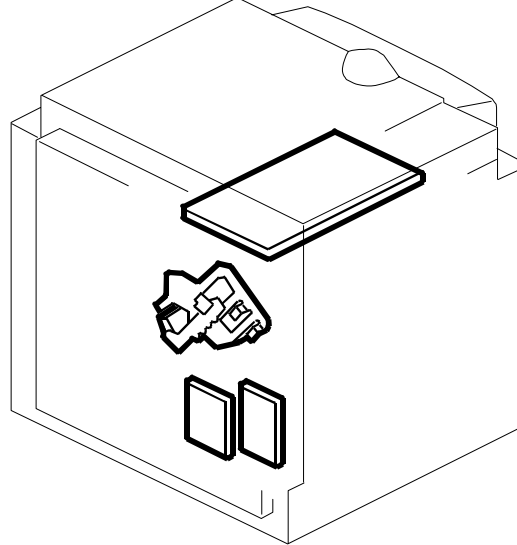
Location of Unit

19. Drive Section (C231)



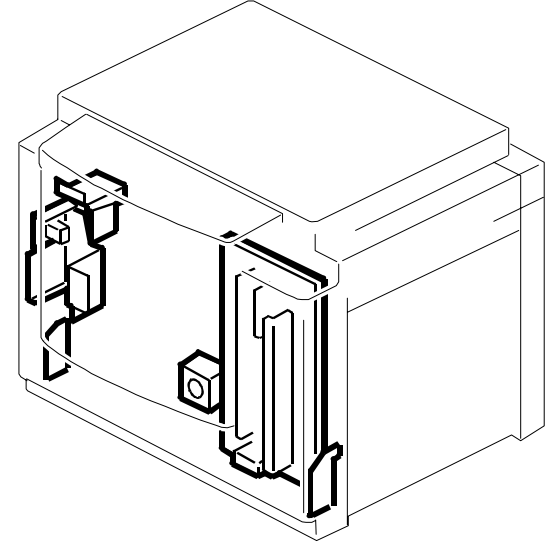
See Page 43

20. Electrical Section 1 (C231)



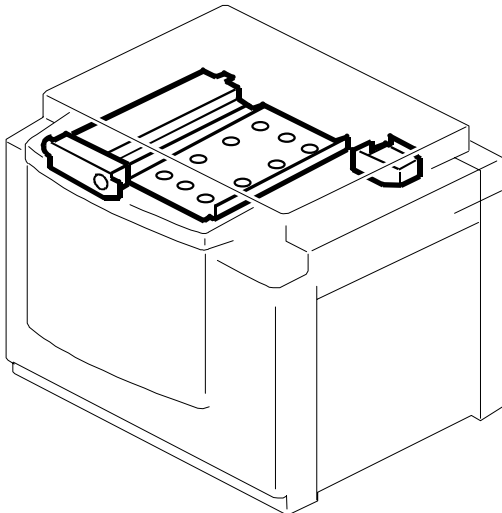
See Page 45

21. Electrical Section 2 (C231)



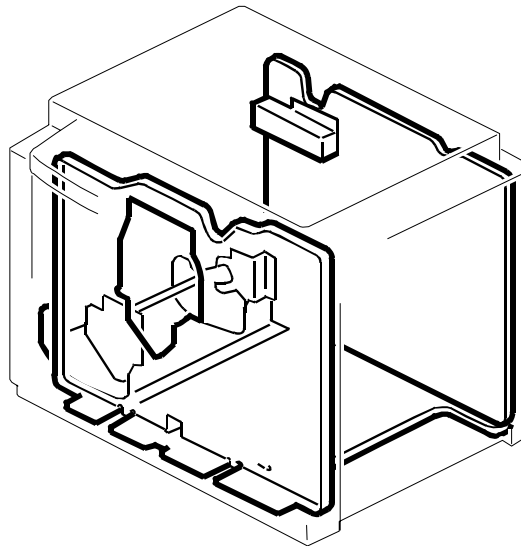
See Page 47

22. Frame Section 1 (C231)



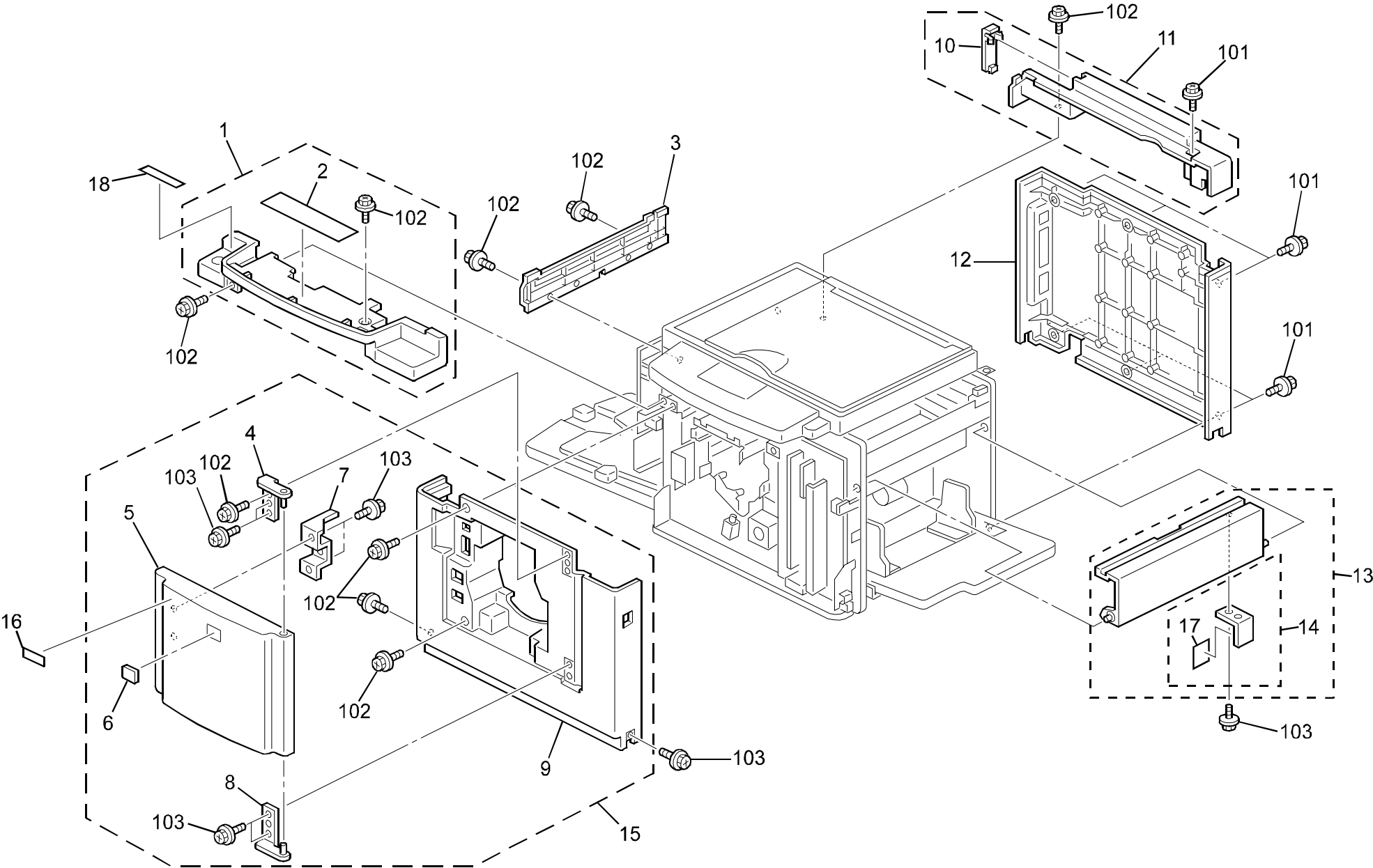
See Page 49

23. Frame Section 2 (C231)



See Page 51

1.Exterior 1 (C231)

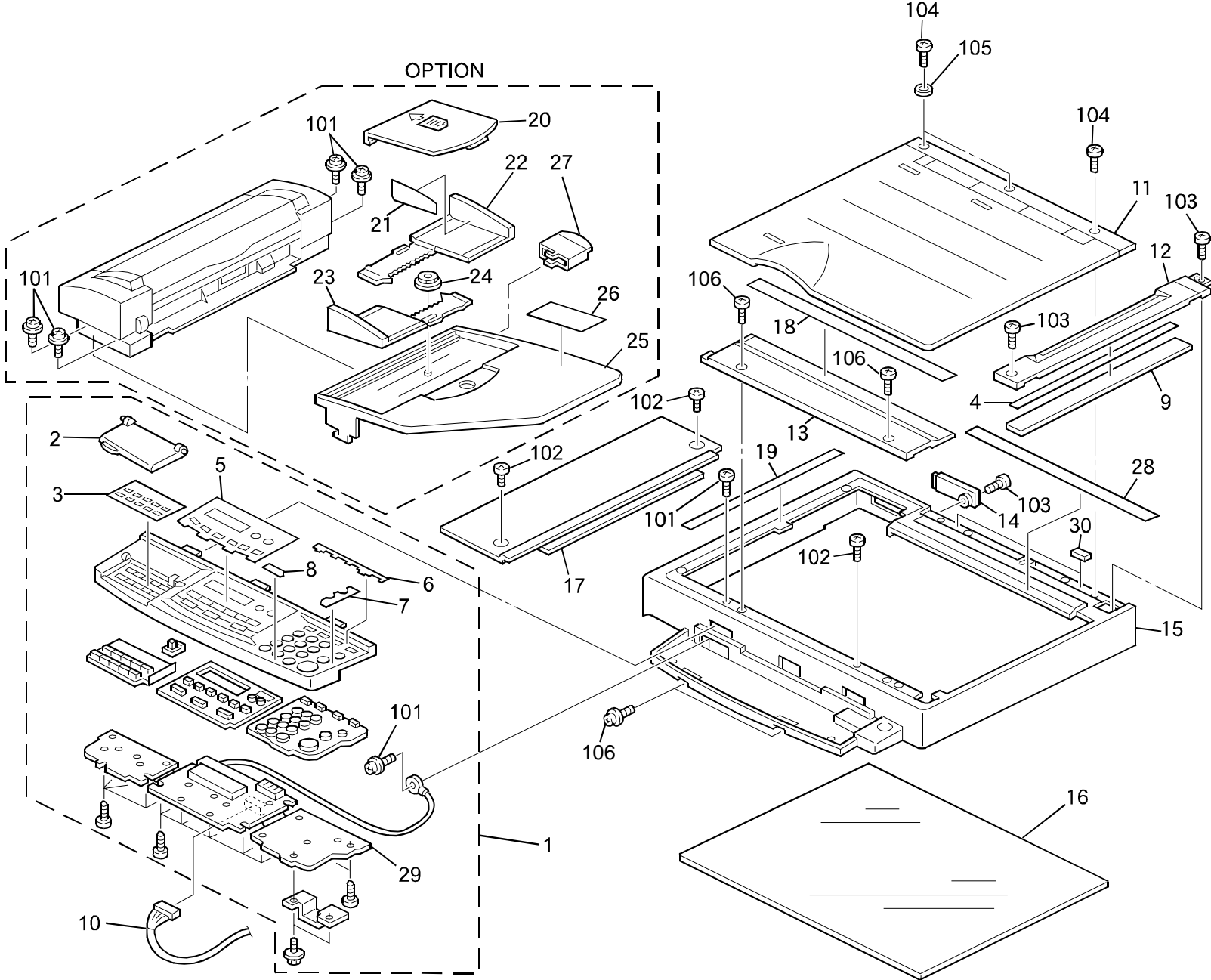


1.Exterior 1 (C231)

Index No.	Part No.	Description	Q'ty Per Assembly
1	C231 1254	Lower Cover - Operation Panel	1
1	C231 1272	Lower Cover - Operation Panel (Chinese)	1
2	C231 1303	Decal - Scanner Open	1
3	C231 1340	Left Scanner Cover	1
4	C231 1390	Upper Hinge	1
5	C231 1256	Front Door Assy (LG)	1
5	C231 1265	Front Door Ass'y (A4)	1
5	C231 1268	Front Door Ass'y - B4	1
5	C231 1274	Front Door Ass'y	1
5	C231 1281	Front Door Ass'y (Chinese)	1
6	C226 2740	Emblem	1
7	C231 1385	Safety Switch Bracket Ass'y	1
8	C231 1391	Lower Hinge	1
9	C231 1251	Front Cover (NA)	1
9	C231 1261	Front Cover (EU)	1
9	C231 1271	Front Cover (Chinese)	1
10	C231 1350	Connector Cap	1
11	C231 1258	Rear Upper Cover	1
12	C231 1362	Rear Cover	1
13	C231 1202	Right Cover Ass'y	1
14	C231 1209	Magnet Catch Bracket Ass'y	1
15	C231 1200	Front Cover Ass'y (RIC-LG)	1
15	C231 1212	Front Cover Ass'y (RIC-A4)	1
15	C231 1213	Front Cover Ass'y (RIC-B4)	1
15	C231 1214	Front Cover Ass'y (RIC-B4)(Chinese)	1
15	C231 1217	Front Cover Ass'y (NRG)	1
15	C231 1216	Front Cover Ass'y (GES/SVN LG)	1
15	C231 1218	Front Cover Ass'y (GES B4)	1
15	C231 1219	Front Cover Ass'y (GES 5000)(Chinese)	1
15	C231 1221	Front Cover Ass'y (GES 5001)(Chinese)	1
16	C231 1324	Model Name Plate - 5306	1
16	C231 1321	Model Name Plate - 5306L	1
16	C231 1327	Model Name Plate - 5306B	1
16	C231 1325	Model Name Plate - 1224	1
16	C231 1323	Model Name Plate - 1224L	1

Index No.	Part No.	Description	Q'ty Per Assembly
16	C231 1326	Model Name Plate - CP306	1
16	C231 1322	Model Name Plate - CP306L	1
16	C231 1328	Model Name Plate - 3150DNP	1
16	C231 1331	Model Name Plate - 5001	1
16	C231 1330	Model Name Plate - 5000	1
17	C231 1387	Magnet Film	1
18	A153 6409	Decal - Keytop Cover (GES)	1
18	C225 2866	Decal - Keytop Cover (REX)	1
18	C225 2867	Decal - Keytop Cover (NSA)	1
101	0451 4006B	Tapping Screw - 4x6	
102	0451 4008H	Tapping Screw - 4x8	
103	0450 4008B	Tapping Screw - 4x8	

2.Exterior 2 (C231)

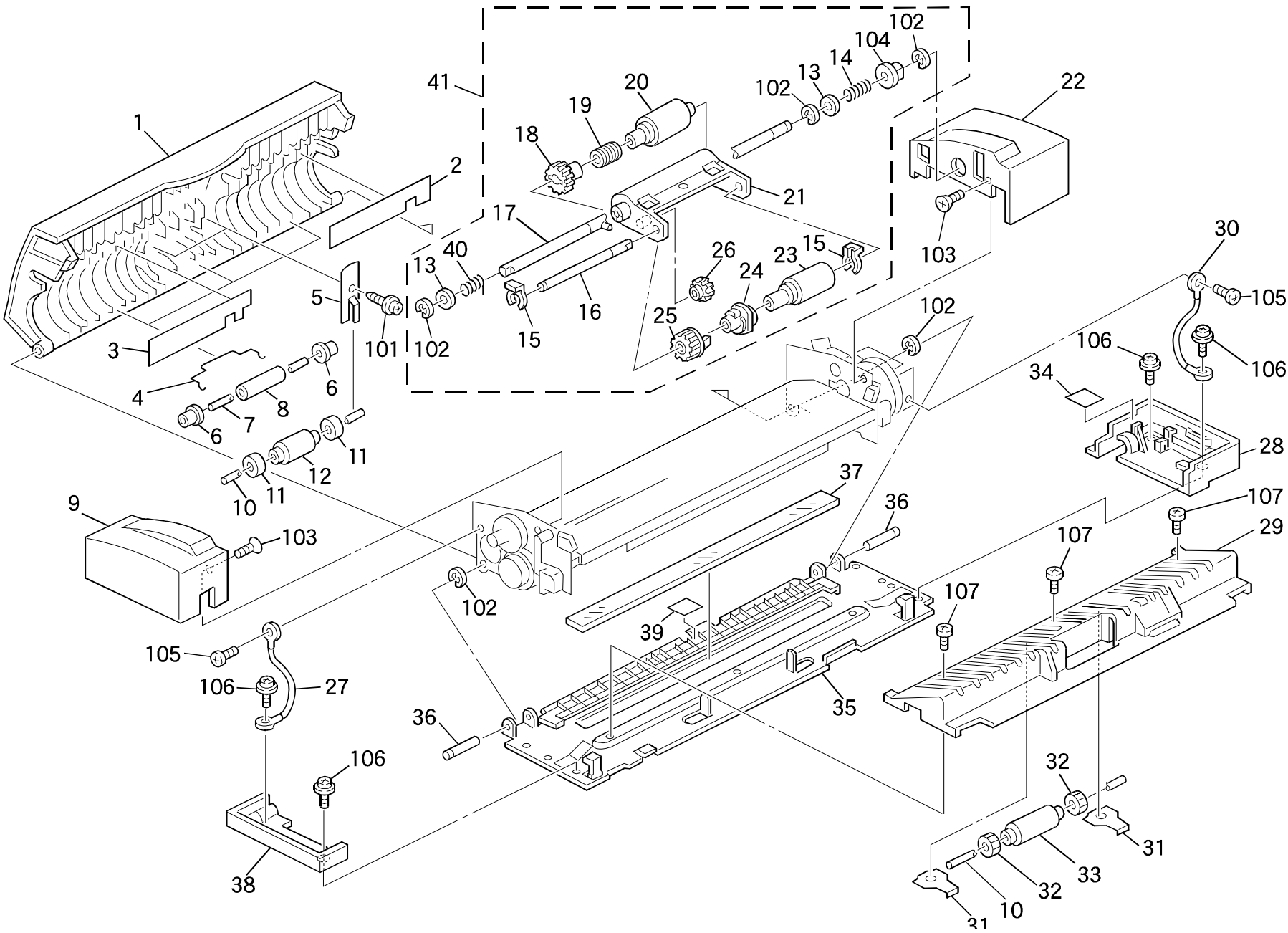


2.Exterior 2 (C231)

Index No.	Part No.	Description	Q'ty Per Assembly
1	C231 1451	Operation Panel Ass'y (NA)	1
1	C231 1452	Operation Panel Ass'y (EU)	1
1	C231 1453	Operation Panel Ass'y (Chinese)	1
1	C231 1454	Operation Panel Ass'y - Zoom (Chinese)	1
2	C231 1490	Cover - Behind	1
3	C231 1491	Key Sheet - Behind (NA)	1
3	C231 1496	Key Sheet - Behind (EU)	1
3	C231 1501	Key Sheet - Behind (Chinese)	1
3	C231 1506	Key Sheet - Behind - Zoom (Chinese)	1
4	C226 3302	Both Adhesive Tape	1
5	C231 1492	Key Sheet - Center (NA)	1
5	C231 1497	Key Sheet - Center (EU)	1
5	C231 1502	Key Sheet - Center (Chinese)	1
6	C231 1493	Key Sheet - Autocycle (NA)	1
6	C231 1498	Key Sheet - Autocycle (EU)	1
6	C231 1503	Key Sheet - Autocycle (Chinese)	1
7	C231 1494	Key Sheet - Start (NA)	1
7	C231 1499	Key Sheet - Start (EU)	1
7	C231 1504	Key Sheet - Start (Chinese)	1
8	C231 1495	Key Sheet - Stop (NA)	1
8	C231 1500	Key Sheet - Stop (EU)	1
8	C231 1505	Key Sheet - Stop (Chinese)	1
9	H521 1104	Shading Sheet	1
10	C226 3341	Operation Panel Harness	1
11	H521 1105	Platen Cover Ass'y	1
12	C226 3301	Original Scale	1
13	H521 1124	Scale - Side	1
14	C226 3336	Connector Cover	1
15	H521 1103	Cover - Original Tray	1
16	H521 1110	Exposure Glass	1
17	C226 3335	ADF Cover	1
18	C226 3305	Decal - Front Original Set	1
19	H521 1356	Sheet	1
20	H521 1324	Original Guide Cover	1
21	H521 1357	Decal - Original Level	1

Index No.	Part No.	Description	Q'ty Per Assembly
22	H521 1323	Rear Guide - Original	1
23	H521 1322	Front Guide - Original	1
24	H521 1325	Original Guide Gear	1
25	H521 1320	Original Table	1
26	H521 1359	Decal - Original Table	1
27	H521 1160	Stopper Pressure Plate	1
28	C226 3306	Decal - Rear Original Set	1
29	C231 5125	Operation Panel Board	1
30	C226 3308	Platen Cover Spacer	3
101	0951 3006B	Philips Screw With Flat Washer - M3x6	
102	0353 0060Z	Screw - M3X6	
103	0353 0080Z	Philips Trass Head Screw - M3x8	
104	0353 0100Z	Bind Screw - M3x10	
105	0701 0030Z	Flat Washer - M3	
106	0450 3008B	Tapping Screw - M3x8	

3.ADF Unit 1

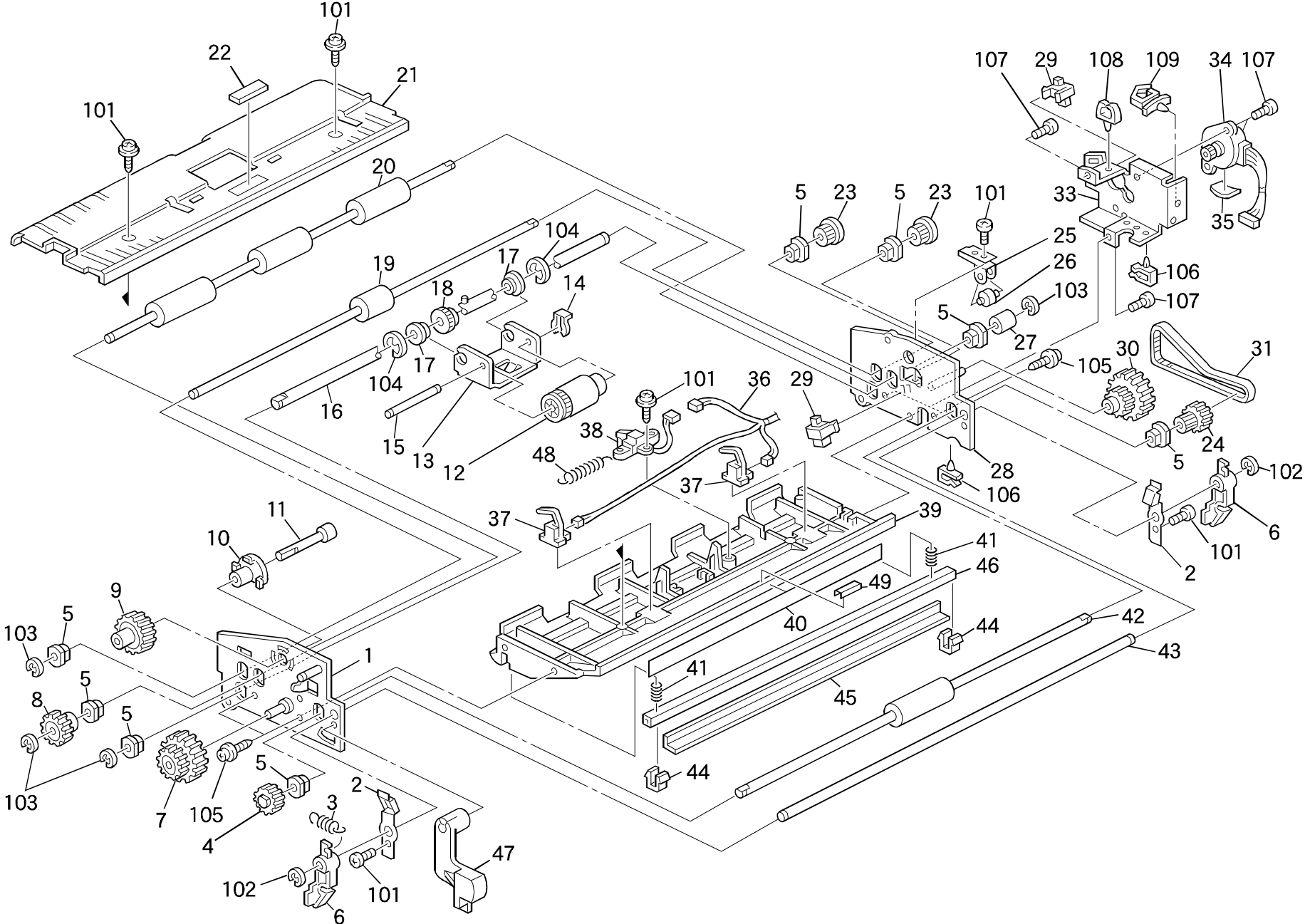


3.ADF Unit 1

Index No.	Part No.	Description	Q'ty Per Assembly
1	H521 1257	Upper Cover - ADF	1
2	H521 1342	Guide Mylar - Rear	1
3	H521 1334	Guide Mylar - Front	1
4	H521 1304	Spring R1	3
5	H521 1303	Spring Plate - R0	2
6	H521 1354	Collar R1	6
7	H521 1307	Guide Roller Shaft	3
8	H521 1301	Pressure Roller - R1	3
9	H521 1318	Cover - Front	1
10	H521 1306	Guide Roller Shaft	2
11	H521 1348	Collor R0	2
12	H521 1337	Guide Roller R0	1
13	H006 2316	Spacer - Pickup Clutch	2
14	H521 1314	Spring Clutch - M6	1
15	H081 3407	Snap Ring - M2.5	2
16	H521 1294	Shaft - Pickup	1
17	H521 1292	Shaft - Feed Roller	1
18	H521 1286	Gear - Feed Roller	1
19	H521 1316	Spring Clutch - M9	1
20	H521 1367	Feed Roller	1
21	H521 1268	Bracket - Pickup	1
22	H521 1328	Cover - Rear - ADF	1
23	H521 1366	ADF Pickup Roller	1
24	H521 1288	Collar - Pickup	1
25	H521 1287	Gear - Pickup Roller	1
26	H081 1046	Idler Gear - ADF Pickup Roller	1
27	H521 5332	Grownding Wire - 70	1
28	H521 1330	Cover - Rear/lower - ADF	1
29	H521 1259	Guide Plate R2	1
30	H521 5331	Grownding Wire - 125	1
31	H521 1305	Spring Plate R2	2
32	H521 1319	Exit Roller Colar	1
33	H521 1302	Guide Roller R2	1
34	H521 1368	Sheet - Interlock SW.	1
35	H521 1214	Base - ADF	1

Index No.	Part No.	Description	Q'ty Per Assembly
36	H521 1310	Pin Shaft	2
37	H521 1278	Exposure Glass - ADF Option	1
38	H521 1338	Cover - Front - Lower	1
39	H521 1364	Guide Sheet	1
40	H521 1317	Pressure Spring	1
41	H521 1210	ADF Roller Unit	1
101	0802 5230	Tapping Screw - M3x10	
102	0720 0040E	Retaining Ring - M4	
103	0323 0060B	Philips Sunk Screw - M3x6	
104	0805 3386	Bushing - 8mm	
105	0313 0030B	Philips Pan Head Screw - M3x3	
106	0951 3006B	Philips Screw With Flat Washer - M3x6	
107	0313 0060B	Philips Pan Head Screw - M3x6	

4.ADF Unit 2

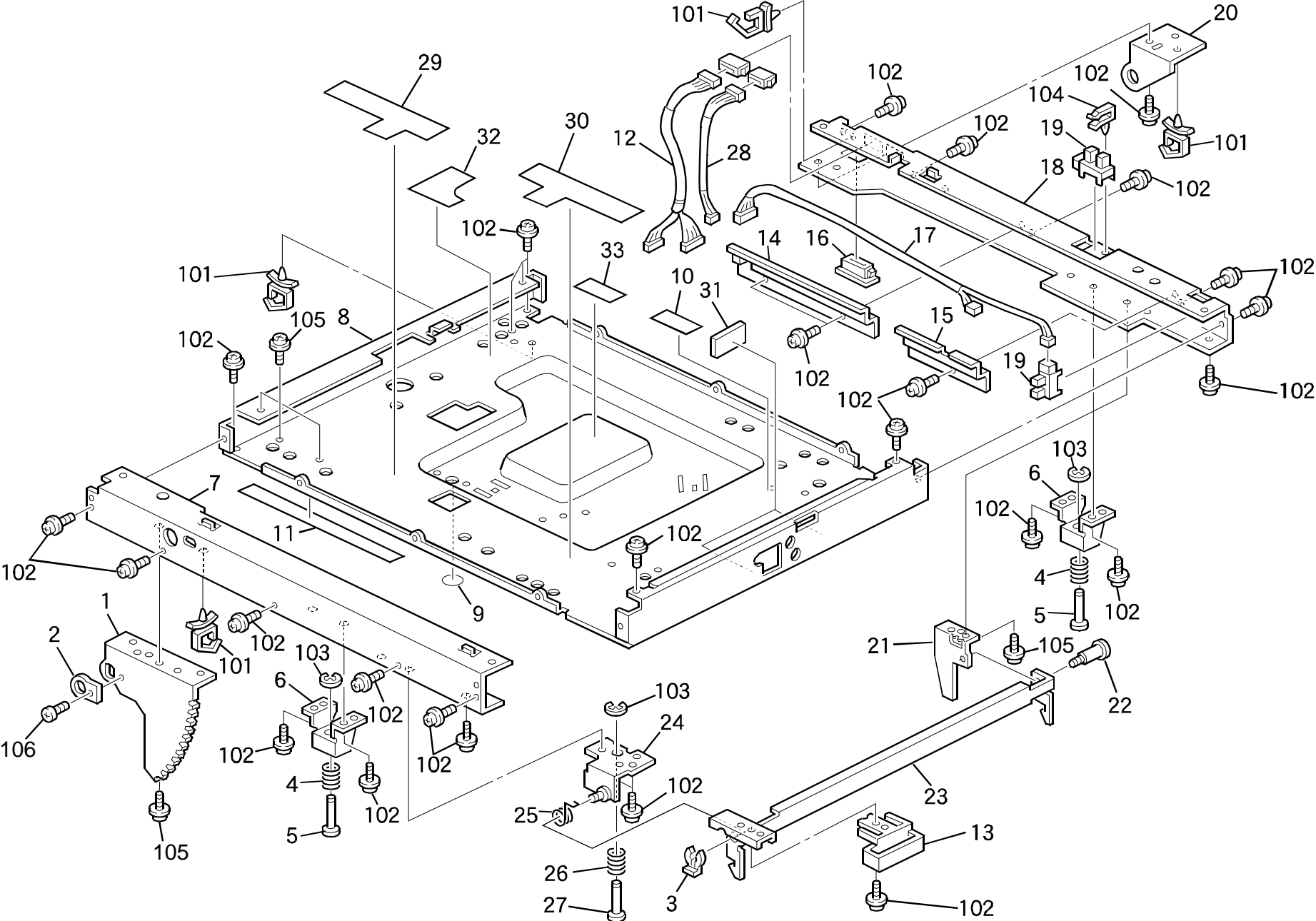


4.ADF Unit 2

Index No.	Part No.	Description	Q'ty Per Assembly
1	H521 1261	Front Side Plate	1
2	H521 1308	Lock Spring	2
3	H521 1336	Lock Spring	1
4	H521 1281	R2 Drive Gear	1
5	H521 1311	Busing	8
6	H521 1297	Lock Lever	2
7	H521 1282	Joint Gear	1
8	H521 1283	Front Drive Gear - Reverse	1
9	H521 1284	Front Drive Gear - Feed	1
10	H521 1290	Busing	1
11	H521 1293	Joint Shaft	1
12	H521 1372	Reverse Rollefr	1
13	H521 1374	Bracket - Reverse	1
14	H081 3407	Snap Ring - M2.5	1
15	H521 1295	Shaft - Separation Roller	1
16	H521 1276	Shaft - Separation Unit	1
17	H521 1296	Bushing	2
18	H521 1285	Middle Drive Gear - Reverse	1
19	H521 1250	R0 Roller	1
20	H521 1251	R1 Roller	1
21	H521 1258	Separation Guide	1
22	H521 1350	Pad - Pick-up	1
23	H521 1280	Pulley R1	2
24	H521 1340	Pulley R2	1
25	H521 1300	Spring Plate	1
26	H081 1065	Timing Belt - Idler 2	1
27	H521 1335	Bushing - 8x10mm	1
28	H521 1264	Rear Side Plate	1
29	H515 5018	Cover Switch - Fusing Exit	1
30	H521 1279	Joint Gear	1
31	H521 1309	Timing Belt	1
33	H521 1267	Motor Bracket	1
34	H521 5010	Scanner Motor - ADF	1
35	H521 1358	Motor Cushion	1
36	H521 5336	Harness - ADF - L	1

Index No.	Part No.	Description	Q'ty Per Assembly
37	H521 5011	Document Sensor - S1/S3	2
38	H521 5012	Document Sensor - S2	1
39	H521 1254	Lower Guide Plate	1
40	H521 1331	Antistatic Brush	1
41	H521 1341	Plessuer Spring	2
42	H521 1252	R2 Roller	1
43	H521 1299	Lock Shaft	1
44	H521 1312	Pressuer Shaft Holder	2
45	C575 3420	Standard White Sheet	1
46	H521 1289	Pressure Plate	1
47	H521 1321	Release Lever	1
48	H521 1360	Spring	1
49	H521 1365	Antistatic Brushi	1
101	0802 5205	Tapping Screw - M3x6	
102	0720 0040E	Retaining Ring - M4	
103	0720 0060E	Retaining Ring - M6	
104	0720 0070E	Retaining Ring - M7	
105	0802 5206	Tapping Screw - M3x8	
106	1105 0283	Clamp	
107	0313 0030B	Philips Pan Head Screw - M3x3	
108	1105 0153	Clamp	
109	1105 0260	Wire Saddle	

5.Scanner Section 1 (C231)

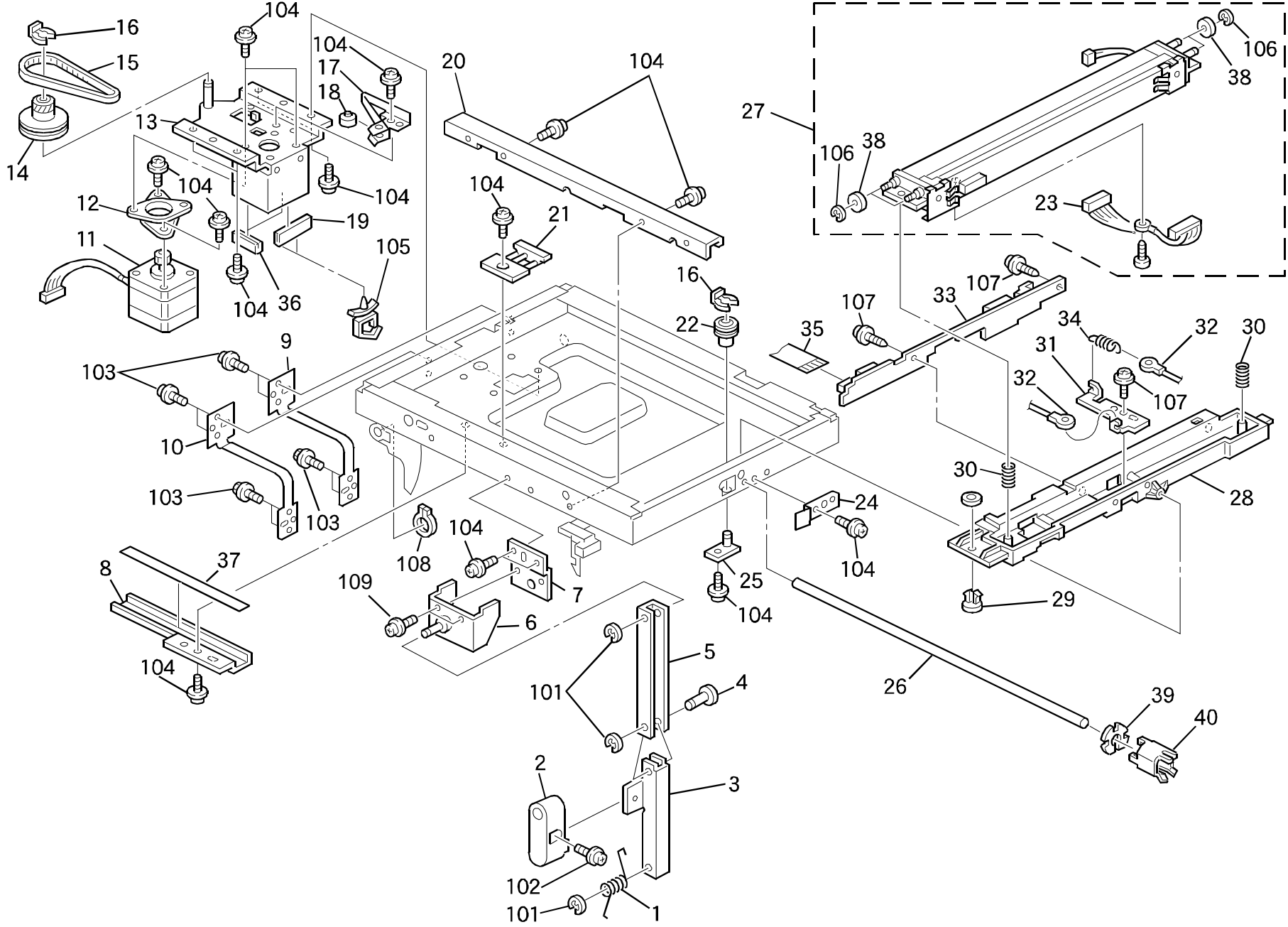


5.Scanner Section 1 (C231)

Index No.	Part No.	Description	Q'ty Per Assembly
1	C226 3011	Sector Gear	1
2	H521 1073	Bushing - M10	1
3	H006 2383	Snap Ring	1
4	H521 1101	Spring - Center	2
5	H521 1115	Pin - CTM	2
6	H521 1112	Bracket - Center	2
7	H521 1162	Base - Front	1
8	H521 1058	Base - Main	1
9	C207 2005	Seal - 30	1
10	C231 1661	Insulating Sheet - Right	1
11	H521 1170	Sheet - Flexible Board - 3	1
12	H521 5317	Harness - ADF	1
13	H521 1099	Handle - Lock - Lever	1
14	H521 1130	Bracket - Harness - 1	1
15	H521 1132	Bracket - Harness - 2	1
16	H004 3755	Square Bushing	1
17	H521 5318	Harness - Book H.P. Sensor	1
18	H521 1117	Base - Rear	1
19	AW02 0021	Photointerruptor - 175487-3	2
20	H521 1089	Fulcrum - Scanner Unit - Rear	1
21	C231 1652	Rear Lock Lever Bracket	1
22	C226 3026	Rear Lever Lock Pin	1
23	C226 3018	Lock Lever Ass'y	1
24	H521 1090	Bracket - Lock Lever - Front	1
25	H521 1096	Spring - Lock Lever	1
26	H521 1100	Spring - CTM	1
27	H521 1144	Pin - CTM - Long	1
28	H521 5319	Harness - ADF Motor	1
29	H521 1189	Sheet - Flexible Board - 1	1
30	H521 1196	Sheet - Flexible Board - 4	1
31	H521 1177	Sponge - Base	2
32	C231 1663	Insulating Sheet - Left	1
33	C231 1662	Insulating Sheet - Middle	1

Index No.	Part No.	Description	Q'ty Per Assembly
101	1105 0310	Wire Clamp	
102	0951 3006B	Philips Screw With Flat Washer - M3x6	
103	0720 0030E	Retaining Ring - M3	
104	1105 0283	Clamp	
105	0951 3006Z	Philips Screw With Flat Washer - M3x6	
106	0353 0050Z	Philips Truss Head Screw - M3x5	

6.Scanner Section 2 (C231)

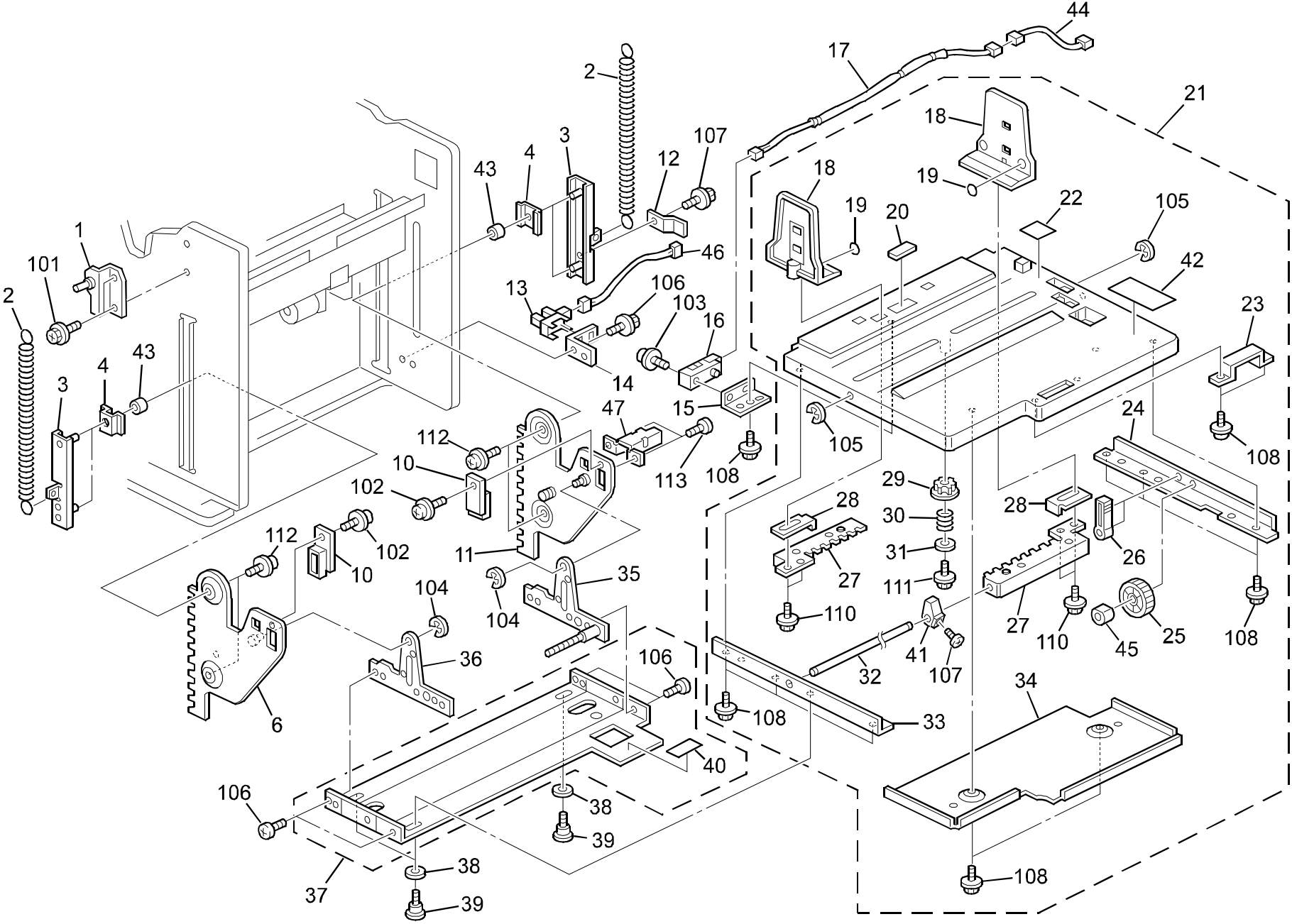


6.Scanner Section 2 (C231)

Index No.	Part No.	Description	Q'ty Per Assembly
1	H521 1143	Spring - Stopper	1
2	H521 1151	Grip - Stopper	1
3	C231 1654	Lower Stopper	1
4	H521 1142	Pin - Stopper	1
5	C231 1653	Upper Stopper	1
6	H521 1164	Bracket - Stopper - Upper	1
7	H521 1155	Bracket - Stopper - Base	1
8	H521 1072	Bracket - Flat Cable Holder	1
9	H521 1085	Ground Plate - Rear	1
10	H521 1082	Ground Plate - Front	1
11	H522 5004	Scanner Motor	1
12	H522 1150	Cushion - Scanner Motor	1
13	H522 1064	Motor Bracket	1
14	H521 1081	Pulley - Scanner	1
15	H521 1074	Timing Belt	1
16	H006 2383	Snap Ring	2
17	H521 1071	Spring Plate	1
18	H081 1065	Timing Belt - Idler 2	1
19	C226 3331	Enging - Long	1
20	H521 1062	Rail - Scanner	1
21	H521 1069	Holder - Flat Cable	1
22	H521 1078	Pulley - Scanner	1
23	H521 5305	Sensor Harness	1
24	H521 1127	Stopper - Shaft - Scanner	1
25	H521 1075	Bracket - Pulley - Scanner	1
26	H521 1061	Shaft - Slider	1
27	C226 3320	Contact Image Sensor - B4	1
28	H521 1050	Carriage - Scanner	1
29	H521 1054	Slider - Carriage	1
30	H521 1057	Spring - Image Sensor	2
31	H521 1122	Bracket - Wire	1
32	H521 1079	Wire - Scanner Drive	1
33	H521 5001	Lamp Stabilizer	1
34	H521 1080	Spring - Wire	1
35	C226 3340	Xenon Lamp Harness	1

Index No.	Part No.	Description	Q'ty Per Assembly
36	C226 3332	Edging - Small	2
37	H521 1169	Sheet - Flexible Board - 2	1
38	H521 1121	Roller	2
39	H521 1221	Sponge - Shaft - Scanner	1
40	H521 1222	Holder - Sponge	1
101	0720 0040E	Retaining Ring - M4	
102	0951 3012Z	Philips Screw W/H Flat Washer - M3X12	
103	0451 3006B	Tapping Screw - M3x6	
104	0951 3006B	Philips Screw With Flat Washer - M3x6	
105	1105 0310	Wire Clamp	
106	0720 0030E	Retaining Ring - M3	
107	0802 5205	Tapping Screw - M3x6	
108	0725 0100E	Retaining Ring C - M10	
109	0951 3006Z	Philips Screw With Flat Washer - M3x6	

7.Paper Table Section (C231)

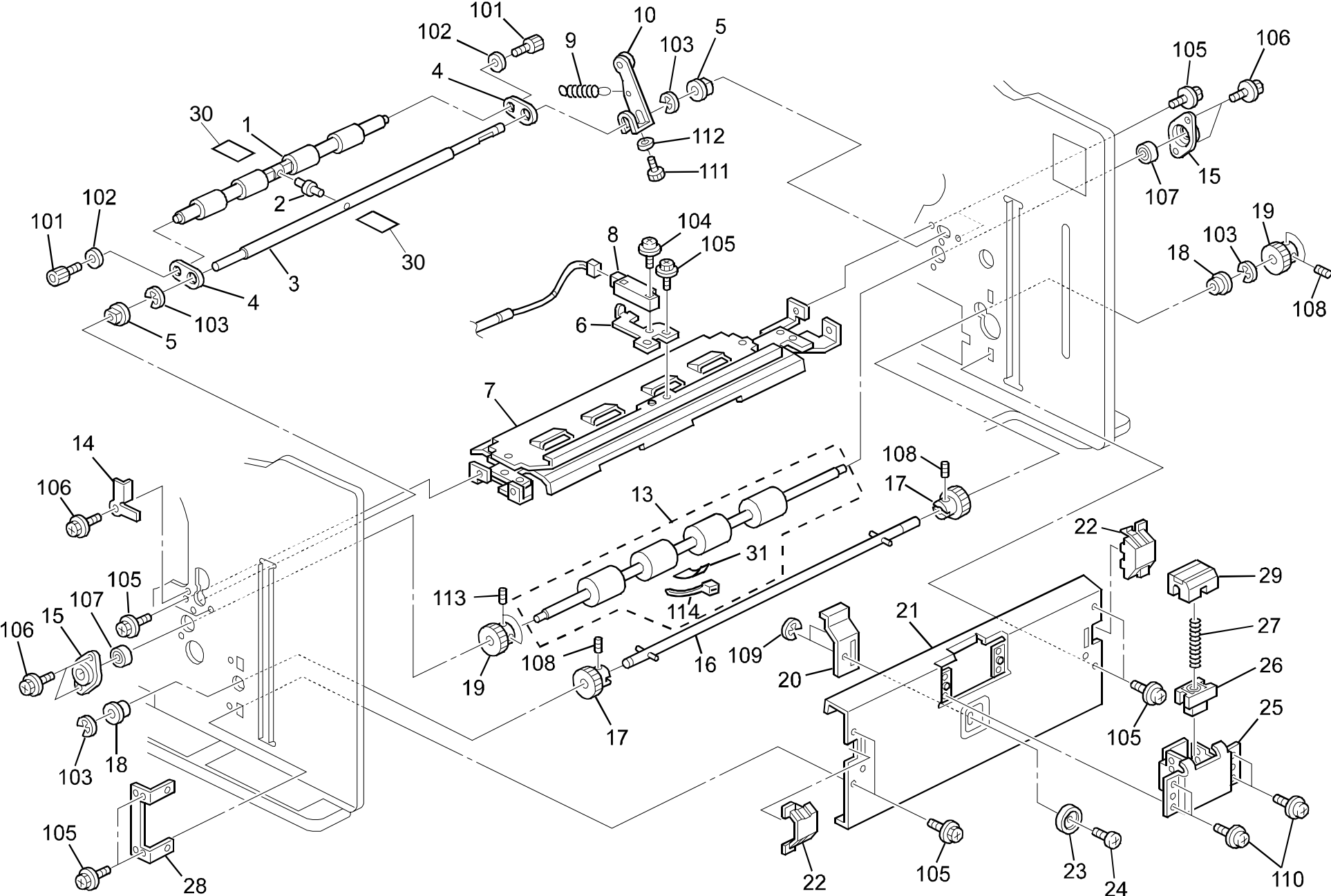


7.Paper Table Section (C231)

Index No.	Part No.	Description	Q'ty Per Assembly
1	C231 6017	Front Lock Bracket	1
2	C231 2810	Paper Table Spring	2
3	C231 2800	Paper Table Lift Bracket	2
4	C231 2805	Talbe Lift Slider	4
6	C231 2790	Front Paper Table Rack	1
10	C231 2815	Rack Spacer	2
11	C231 2796	Rear Paper Table Rack	1
12	C231 2806	Table Position Feeler	1
13	AW02 0075	Photointerrupter	1
14	C231 2825	Sensor Bracket	1
15	C231 2986	Sensor Bracket	1
16	AW01 0076	Photosensor - PS-117D1	1
17	C231 5260	Relay Harness	1
18	C231 2980	Side Fence	1
19	C201 5015	Seal - M10	1
20	C217 5011	Friction Pad - Paper Table	1
21	C231 2940	Paper Feed Table Ass'y	1
22	C231 2997	Decal - Paper Level	1
23	C231 2990	Magnet Catch Holder	1
24	C231 2952	Rear Stay	1
25	C231 2964	Table Adjuster	1
26	C231 2973	Lock Knob	1
27	C231 2981	Side Fence Lack	1
28	C231 2983	Spacer	1
29	H521 1325	Original Guide Gear	1
30	C231 2985	Spring	1
31	C209 6168	End Fence Washer	1
32	C231 2970	Lock Shaft	1
33	C231 2951	Front Stay	1
34	C231 2956	Base Cover	1
35	C231 2961	Rear Arm	1
36	C231 2960	Front Arm	1
37	C231 2947	Base Ass'y	1
38	A422 1423	Washer	1
39	5219 1957	Stepped Screw - M4	1

Index No.	Part No.	Description	Q'ty Per Assembly
40	C231 2997	Decal - Paper Level	1
41	C231 2971	Lock Cam	1
42	C231 2996	Decal - Paper Set	1
43	5606 2310	Roller	2
44	C231 5227	Relay Harness	1
45	C231 2965	Core	1
46	C231 5229	Paper Feed Harness	1
47	C231 2794	Sensor Actuator	1
101	0451 4006B	Tapping Screw - 4x6	
102	0951 4006Z	Philips Screw With Flat Washer - M4	
103	0951 3012Z	Philips Screw W/H Flat Washer - M3x12	
104	0720 0060E	Retaining Ring - M6	
105	0720 0040E	Retaining Ring - M4	
106	0801 1004	Screw - M4X4	
107	0451 3006B	Tapping Screw - M3x6	
108	0450 4008B	Tapping Screw - 4x8	
109	0450 4006B	Tapping Screw:4x6	
110	0450 3006B	Tapping Screw - M3x6	
111	0450 3008B	Tapping Screw - M3x8	
112	0960 4008Z	Flange Head Screw - 4x8	
113	0951 4005Z	Philips Screw With Flat Washer - M4x5	

8.Paper Feed Section (C231)



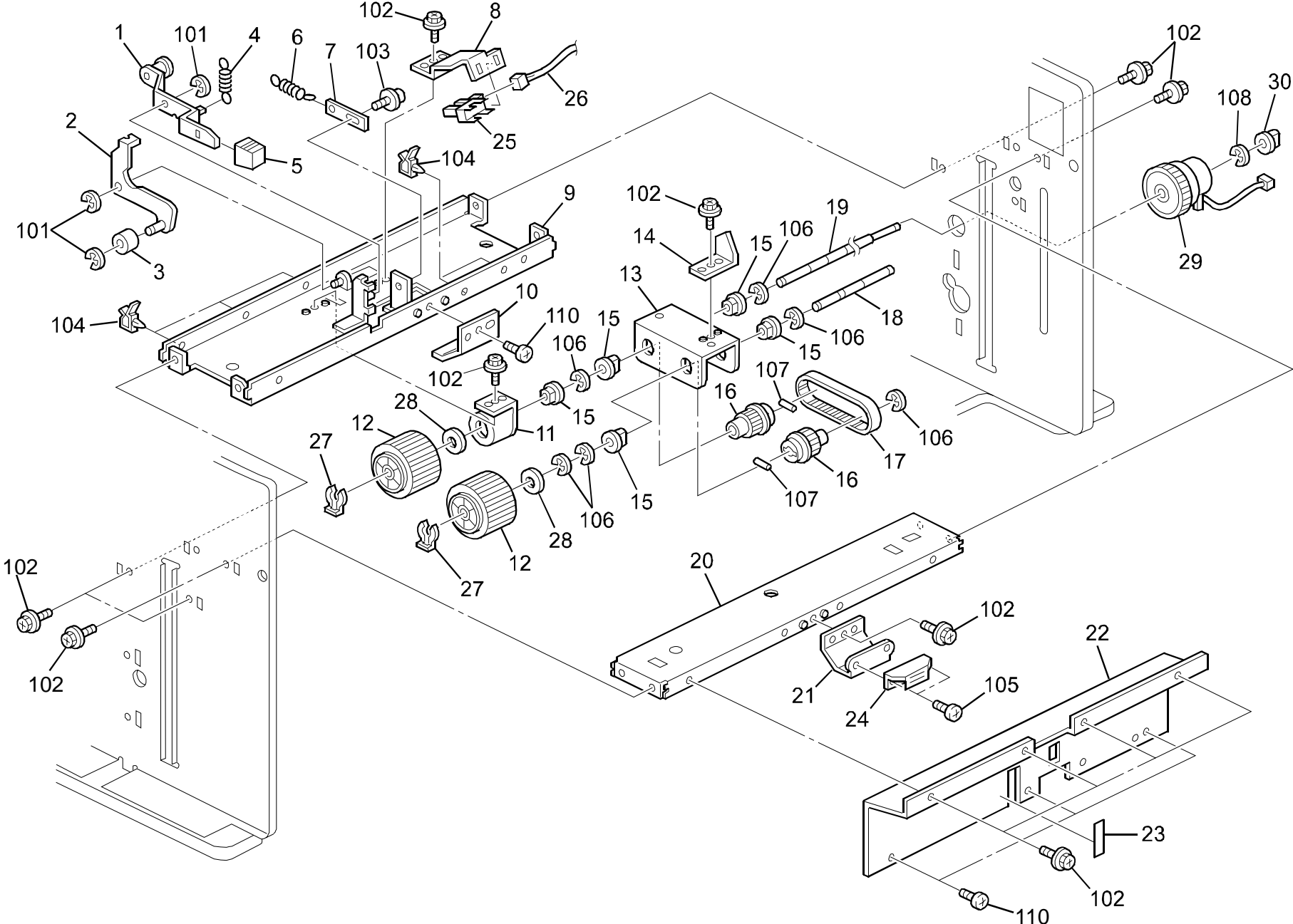
8.Paper Feed Section (C231)

Index No.	Part No.	Description	Q'ty Per Assembly
1	C231 2807	Upper Registration Roller	1
2	C231 2766	Pressure Pin	1
3	C231 2765	Pressure Shaft	1
4	C231 2760	Upper Registration Arm	2
5	5053 0419	Bushing - 10mm	2
6	C231 2890	Sensor Bracket	1
7	C231 2881	Guide Plate	1
8	A010 5700	Sensor	1
9	C231 2867	Pressure Spring	1
10	C231 2770	Pressuer Arm	1
11	C231 2883	Rear Guide Plate Bracket	1
12	C231 2882	Front Guide Plate Bracket	1
13	C231 2764	Lower Registration Roller Ass'y	1
14	C231 2774	Bearing Holder Arm	1
15	C200 2266	Bearing Holder	2
16	C231 2781	Paper Table Shaft	1
17	C201 5051	Pinion - 24t	2
18	C203 5135	Bushing - 10x14x5.9	2
19	C231 2786	Lift Gear	1
20	C231 2896	Separation Adjuster	1
21	C231 2817	Front Paper Feed Stay	1
22	C231 2812	Paper Lift Cover	2
23	C231 2893	Screw Holder	1
24	C231 2892	Adjusting Screw	1
25	C231 2926	Separation Bracket	1
26	C231 2897	Separation Spring Holder	1
27	C231 2898	Separation Spring	1
28	C226 5075	Paper Feed Stay	1
29	C231 2905	Friction Pad Ass'y	1
30	C231 2761	Sensor Sheet	2
31	C231 2762	Regist Sensor Sheet	1

Index No.	Part No.	Description	Q'ty Per Assembly
101	0595 0080E	Hexagon Bolt - M5x8	
102	0701 0050Z	Flat Washer - M5	
103	0720 0080E	Retaining Ring - M8	
104	0951 3012Z	Philips Screw W/H Flat Washer - M3x12	
105	0451 4006B	Tapping Screw - 4x6	
106	0451 3006B	Tapping Screw - M3x6	
107	0740 3008	Ball Bearing - 8x22x7	
108	0574 0040E	Hexagon Headless Set Screw - M4x4	
109	0720 0030E	Retaining Ring - M3	
110	0951 3006Z	Philips Screw With Flat Washer - M3x6	
111	0594 0080E	Bolt - M4x8	
112	0701 0040Z	Flat Washer - M4	
113	0574 0050E	Hexagon Headless Set Screw - M4x5	
114	1105 0042	Wire Band	



9.Paper Registration (C231)

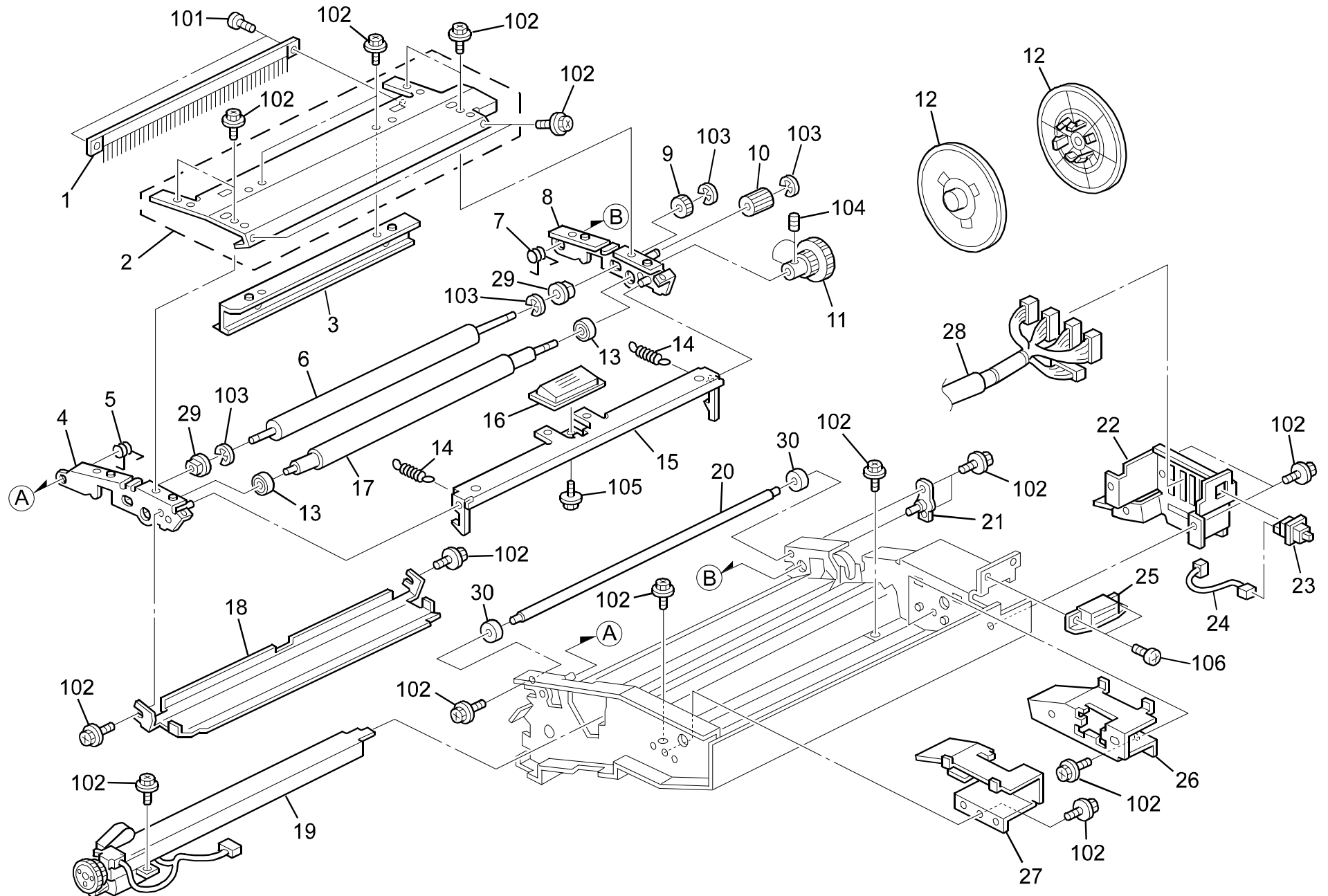


9.Paper Registration (C231)


Index No.	Part No.	Description	Q'ty Per Assembly
1	C231 2916	Paper Feed Lever	1
2	C231 2919	Paper Pressure Plate	1
3	C231 2922	Pressure Roller	1
4	C231 2918	Spring - Paper Feed Lever	1
5	C231 2938	Lever Knob	1
6	C231 2917	Spring - Paper Feed Pressure	1
7	C231 2936	Spring Anchor	1
8	C231 2908	Sensor Bracket	1
9	C231 2907	Paper Feed Stay	1
10	C231 2851	Arm Stopper	1
11	C231 2865	Arm Retainer	1
12	C231 2831	Paper Feed Roller	2
13	C231 2850	Feed Arm	1
14	C231 2820	Feed Roller Position Feeler	1
15	5053 0419	Bushing - 10mm	5
16	C231 2847	Pulley	2
17	C231 2860	Feed Timing Belt	1
18	C231 2845	Roller Shaft	1
19	C231 2841	Roller Shaft	1
20	C231 1991	Right Plotter Stay	1
21	C231 2991	Magnet Catch Bracket	1
22	C231 2939	Stay Cover	1
23	C231 2934	Decal - Paper Feed Pressure	1
23	C231 2944	Decal - Paper Feed Pressure (Chinese)	1
24	5054 0536	Magnet Catch Ass'y	1
25	AW02 0075	Photointerrupter	1
26	C231 5266	Paper Table Relay Harness	1
27	C209 3133	Retaining Ring - M6	2
28	5600 1086	Spacer - 10.2 X 20	2
29	C217 5079	Paper Feed Magnetic Clutch	1
30	5053 0223	Bushing - 8mm	1

Index No.	Part No.	Description	Q'ty Per Assembly
101	0720 0040E	Retaining Ring - M4	
102	0451 4006B	Tapping Screw - 4x6	
103	0951 3006Z	Philips Screw With Flat Washer - M3x6	
104	1105 0283	Clamp	
105	0801 1004	Screw - M4X4	
106	0720 0080E	Retaining Ring - M8	
107	0633 0160G	Parallel Pin - 3x16mm	
108	0720 0060E	Retaining Ring - M6	
109	0451 4008B	Philips Tapping Screw - M4x8	
110	0453 4006Z	Binding Self Tapping Screw - 4x6	

10. Plotter Unit 1 (C231)



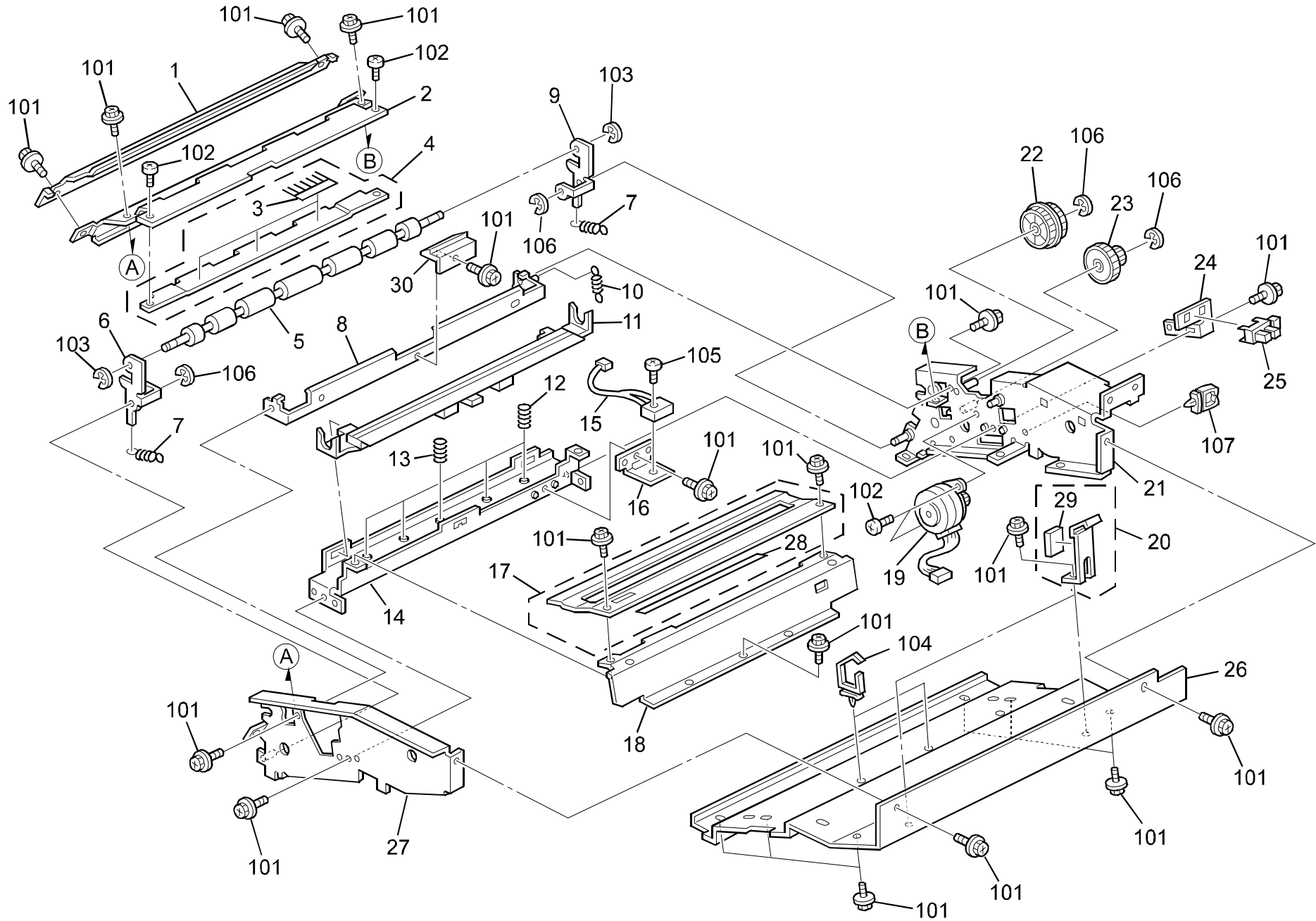
10.Plotter Unit 1 (C231)



Index No.	Part No.	Description	Q'ty Per Assembly
1	C231 2049	Antistatic Brush Ass'y	1
2	C231 2044	Plotter Cover Ass'y	1
3	C231 2046	Tension Roller Guide	1
4	C231 2040	Front Release Plate	1
5	C231 1961	Front Spring	1
6	C231 2112	Tension Roller - B4	1
6	C231 2113	Tension Roller A4	1
7	C231 1962	Rear Spring	1
8	C231 2030	Rear Release Plate	1
9	C231 2145	Tension Roller Gear	1
10	C231 2144	Idler Gear	1
11	C231 2142	Platen Roller Gear	1
12	C231 2242	Master Flange	2
13	C231 2106	Ball Bearing - 6x13.5	2
14	C231 2039	Lock Lever Spring	2
15	C231 2036	Plotter Release Lever	1
16	C231 2037	Release Lever Knob	1
17	C231 2104	Platen Roller - B4	1
17	C231 2105	Platen Roller - A4	1
18	C231 2108	Lower Platen Cover	1
19	C231 2271	Cutter Unit	1
20	C231 1955	Joint Stay	1
21	C231 1950	Joint Pin	1
22	C231 2275	Connector Bracket	1
23	AW50 0012	Push Switch	1
24	C231 5243	Cover Sensor Relay Harness	1
25	AG07 0004	Magnetic Catch	1
26	C231 2210	Rear Master Holder - B4	1
26	C231 2211	Rear Master Holder - A4	1
27	C231 2220	Front Master Holder - B4	1
27	C231 2221	Front Master Holder (A4)	1
28	C231 5240	Plotter Harness	1
29	H012 1181	Bushing- 6mm	2
30	C225 4052	Plotter Base Cover	2

Index No.	Part No.	Description	Q'ty Per Assembly
101	0801 1135	Philips Pan Head Screw - M3x3	
102	0451 3006B	Tapping Screw - M3x6	
103	0720 0040E	Retaining Ring - M4	
104	0574 0040E	Hexagon Headless Set Screw - M4x4	
105	0450 3006B	Tapping Screw - M3x6	
106	0314 0060B	Philips Pan Head Screw - M4x6	

11. Plotter Unit 2 (C231)



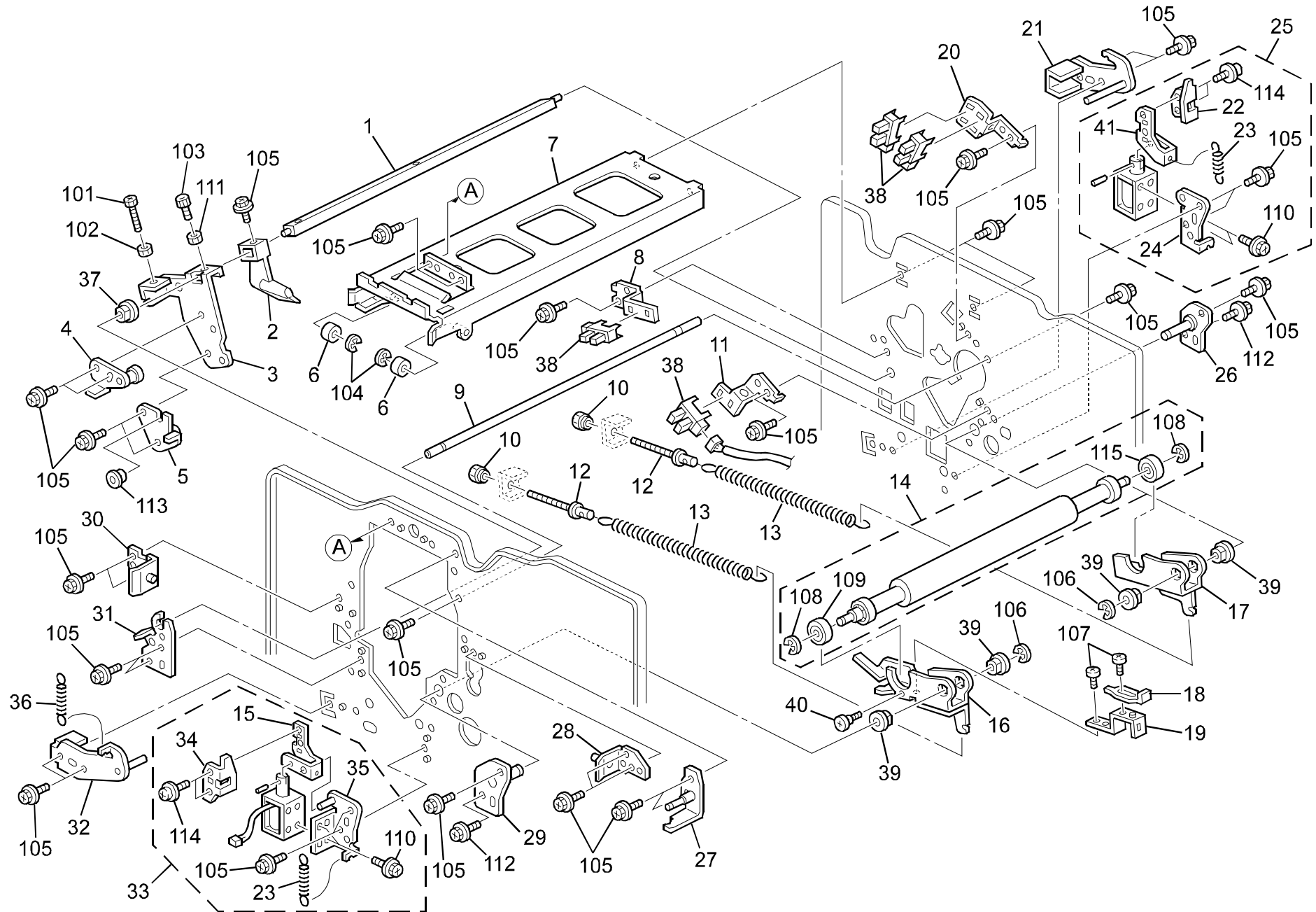
11.Plotter Unit 2 (C231)

Index No.	Part No.	Description	Q'ty Per Assembly
1	C231 2085	Upper Guide Plate	1
2	C231 2083	Lower Guide Plate Ass'y	1
3	C231 2283	Antistatic Brush	1
4	C231 2084	Lower Guide Plate Ass'y	1
5	C231 2076	Brake Roller	1
6	C231 2073	Front Brake Lever	1
7	C231 2065	Brake Roller Spring	2
8	C231 2052	Master Position Plate	1
9	C231 2063	Rear Brake Lever	1
10	C231 2054	Position Spring	1
11	C231 2151	Thermal Head - B4	1
12	C231 2157	Side Spring	4
13	C231 2156	Middle Spring	1
14	C231 2026	Thermal Head Base	1
15	C229 5825	Master Sensor	1
16	C231 2277	Master Sensor Bracket	1
17	C231 2092	Thermal Head Guide	1
18	C231 2095	Master Guide Plate	1
19	C231 5841	Stepper Motor - Dc24v	1
20	C231 2230	Brake Shoe	1
21	C231 2010	Plotter Rear Plate	1
22	C231 2134	Platen Gear - 2	1
23	C231 2133	Platen Gear - 1	1
24	C231 2273	Sensor Bracket	1
25	AW02 0075	Photointerrupter	1
26	C231 2025	Plotter Bottom Plate	1
27	C231 2020	Plotter Front Plate	1
28	C231 2094	Guide Sheet	1
29	C231 2234	Brake Pad	1
30	C231 2055	Master Edge Position Bracket	1

Index No.	Part No.	Description	Q'ty Per Assembly
101	0451 3006B	Tapping Screw - M3x6	
102	0801 1135	Philips Pan Head Screw - M3x3	
103	0720 0025E	Retaining Ring - M2.5	
104	1105 0292	Wire Saddle	
105	0242 0080Z	Screw - M2X8	
106	0720 0040E	Retaining Ring - M4	
107	1105 0144	Harness Clamp	



12. Press Roller Section (C231)

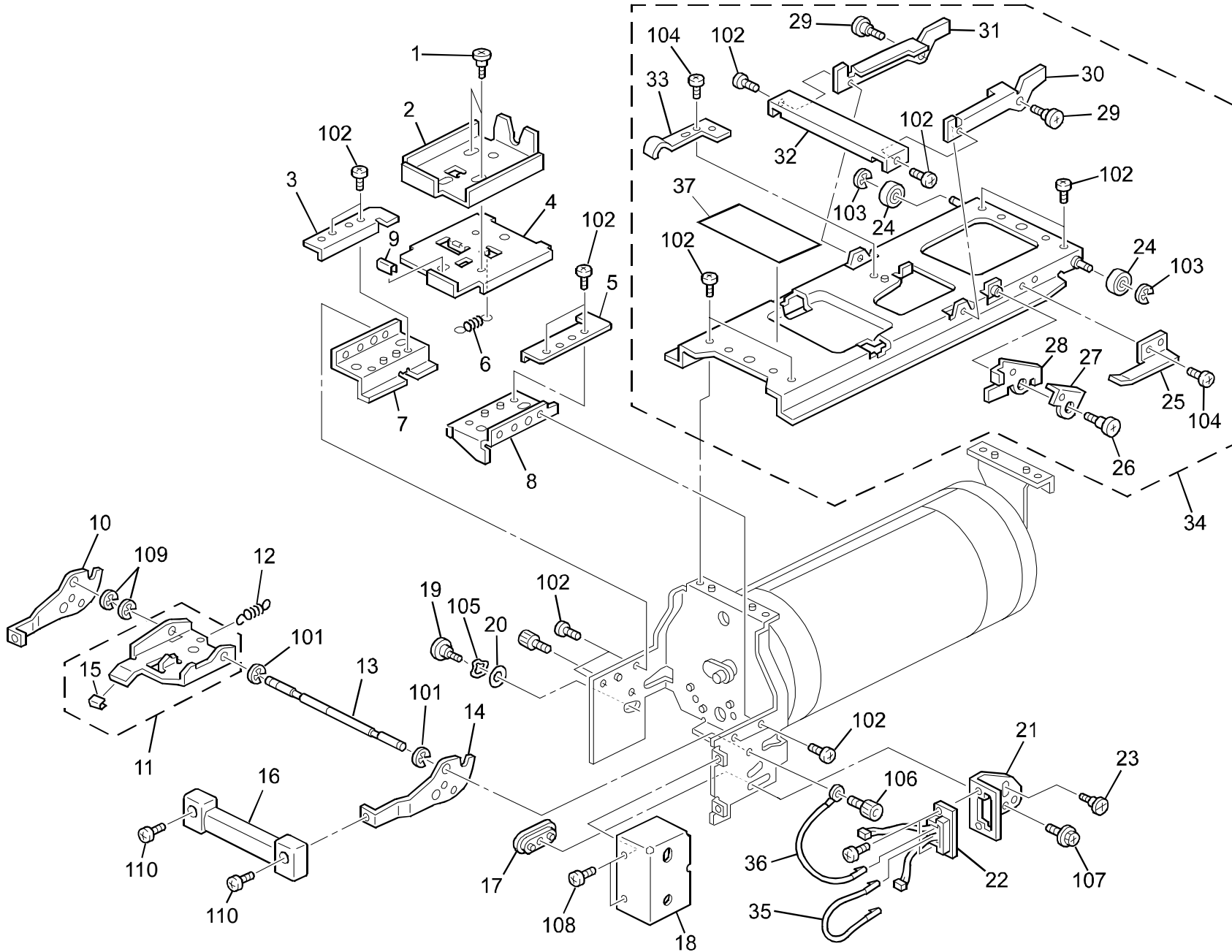


12.Press Roller Section (C231)

Index No.	Part No.	Description	Q'ty Per Assembly
1	C231 4482	Exit Pawl Shaft	1
2	C225 5609	Exit Pawl	1
3	C231 4481	Drive Arm	1
4	C231 4483	Roller Bracket	1
5	C231 4485	Roller Bracket	1
6	C229 2615	Slide Rail Roller	2
7	C231 2601	Drum Stay	1
8	C231 5612	Sensor Bracket	1
9	C231 1995	Left Stay	1
10	C231 3127	Pressure Spring Nut	2
11	C231 5611	Sensor Bracket	1
12	C231 3126	Pressure Spring Screw	2
13	C231 3140	Pressure Spring - B4	2
13	C231 3141	Pressure Spring - A4	2
14	C231 3050	Pressure Roller Ass'y - B4	1
14	C231 3052	Pressure Roller Ass'y - A4	1
15	C217 5523	Pressure Release Lever - Front	1
16	C231 3110	Left Arm	1
17	C231 3113	Right Arm	1
18	C231 3117	Pressure Roller Stopper	1
19	C231 3116	Stopper Bracket	1
20	C231 5610	Sensor Bracket	1
21	C231 3123	Right Spring Anchor	1
22	C217 5520	Pressure Release Lever	1
23	C231 3137	Release Spring	2
24	C231 3135	Right Bracket	1
25	C231 3134	Right Solenoid Ass'y	1
26	C231 3103	Right Side Plate	1
27	C231 1655	Stopper Bracket	1
28	C231 2607	Right Positioning Pin	1
29	C231 3100	Left Side Plate	1
30	C231 2605	Left Positioning Pin	1
31	C231 4487	Shaft Bracket	1
32	C231 3120	Left Spring Anchor	1
33	C231 3130	Left Solenoid Ass'y	1

Index No.	Part No.	Description	Q'ty Per Assembly
34	C217 5521	Front Lever Arm	1
35	C231 3131	Left Bracket	1
36	C217 5608	Spring - Exit Pawl Shaft	1
37	5053 0447	Bushing - 6mm	1
38	AW02 0075	Photointerrupter	2
39	5053 0419	Bushing - 10mm	4
40	5506 6111	Stepped Screw - M4	1
41	C217 5522	Rear Lever Arm	1
101	0593 0080E	Bolt - M3x8	
102	0710 0040Z	Hex Nut 4	
103	0584 0121Z	Hexagon Bolt - M4x12	
104	0720 0040E	Retaining Ring - M4	
105	0451 4006B	Tapping Screw - 4x6	
106	0720 0080E	Retaining Ring - M8	
107	0353 0060Z	Screw - M3X6	
108	0720 0060E	Retaining Ring - M6	
109	0740 3008	Ball Bearing - 8x22x7	
110	0804 6101	Hexagon Bolt - M3	
111	0710 0030Z	Hex Nut 3	
112	0451 4008B	Philips Tapping Screw - M4x8	
113	0801 1004	Screw - M4X4	
114	0951 3006W	Philips Screw With Flat Washer - M3x6	
115	0742 3008	Ball Bearing - 8X22X7	

13. Drum Unit 1 (C231)

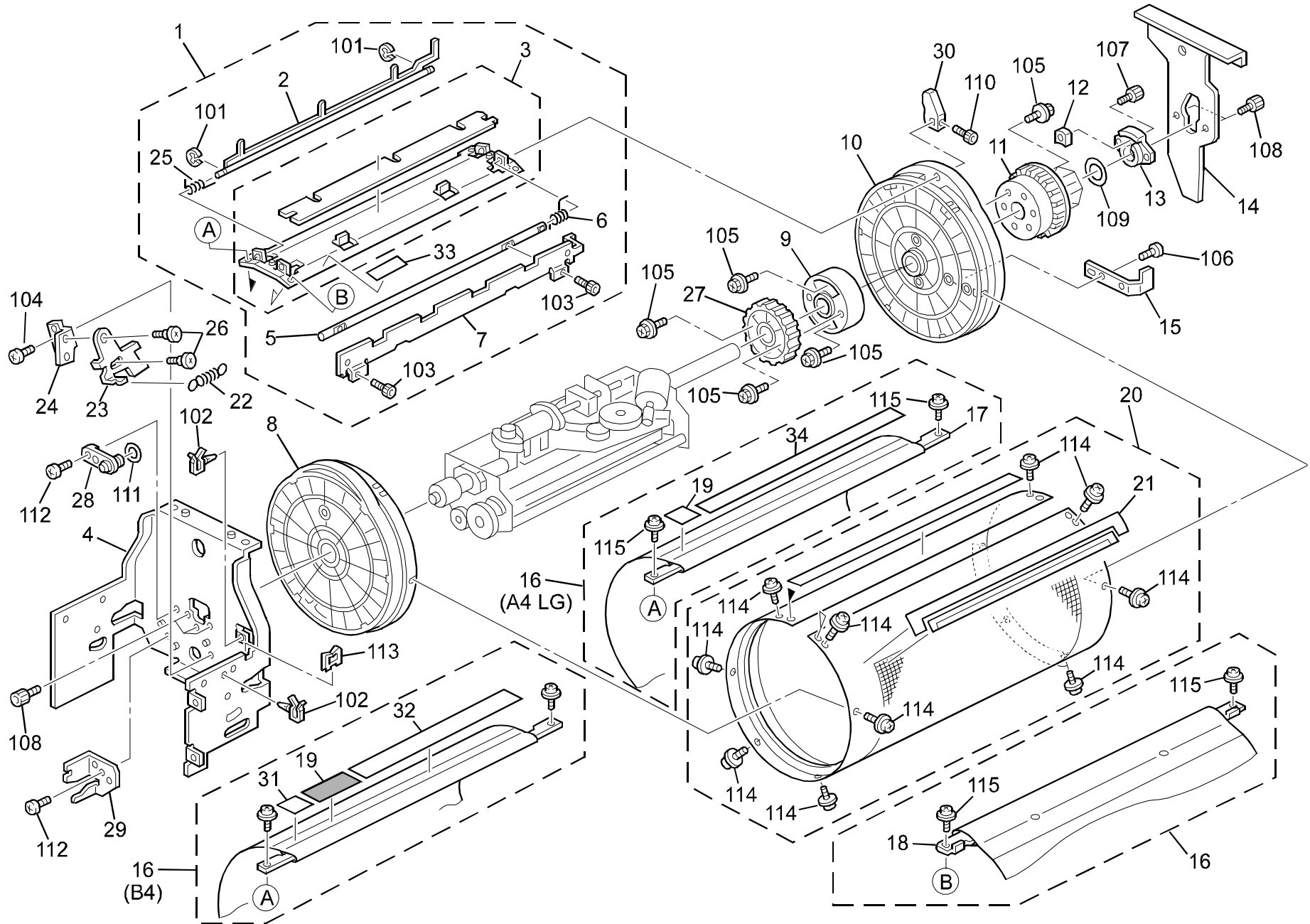


13.Drum Unit 1 (C231)

Index No.	Part No.	Description	Q'ty Per Assembly
*	C231 2300	Drum Unit (EU)	1
*	C231 2301	Drum Unit (NA)	1
*	C231 2310	Drum Unit (Chinese)	1
1	C231 2552	Shoulder Screw - M4	2
2	C231 2550	Ink Holder	1
3	C231 2561	Slider Guide Left	1
4	C231 2551	Ink Holder Slyder	1
5	C231 2555	Slyder Guide	1
6	C231 2559	Spring	1
7	C231 2553	Left Rail - Ink Holder	1
8	C231 2554	Right Rail - Ink Holder	1
9	C231 2571	Release Lever	1
10	C231 2531	Right Arm	1
11	C231 2556	Ink Release Lever	1
12	C231 2560	Lever Spring	1
13	C231 2535	Arm Pin	1
14	C231 2530	Left Arm	1
15	C231 2570	Decal - Ink Release Lever	1
16	C231 2534	Lower Drum Grip	1
17	C231 2536	Slyder	1
18	C231 2543	Harness Cover	1
19	C231 2533	Stepped Screw	1
20	C231 2384	Seale	1
21	C231 2538	Connector Bracket	1
22	C231 5250	Drum Relay Harness	1
23	C231 2532	Pin	1
24	C201 4604	Drum Rail Roller	2
25	C229 2396	Spring Plate	1
26	C229 2390	Stepped Screw	1
27	C229 2392	Stopper Guide	1
28	C229 2391	Stopper Bracket	1
29	C201 5125	Stepped Screw - M6	2
30	C231 2525	Right Drum Stay	1
31	C231 2524	Left Drum Stay	1
31	C231 2507	Left Drum Stay (Chinese)	1

Index No.	Part No.	Description	Q'ty Per Assembly
32	C231 2526	Drum Grip	1
33	C229 2394	Spring Plate	1
34	C231 2504	Drum Frame	1
34	C231 2507	Drum Frame (Chinese)	1
35	C231 5257	Jumper Wire	1
36	C231 5256	Grounding Wire	1
37	C231 2519	Decal - Drum Replace	1
37	C231 2529	Decal - Drum Replace (Chinese)	1
101	0720 0060E	Retaining Ring - M6	
102	0354 0060Z	Philips Truss Head Screw - M4x6	
103	0720 0040Z	Retaining Ring - M4	
104	0353 0050Z	Philips Truss Head Screw - M3x5	
105	0807 5049	Wave Washer - 8 Mm	
106	0954 0060Z	F09 Maser Non	
107	0450 4006B	Tapping Screw:4x6	
108	0353 0080Z	Philips Truss Head Screw - M3x8	
109	0720 0060Z	Retaining Ring - M6	
110	0801 0103	Screw - M4x8	

14. Drum Unit 2 (C231)

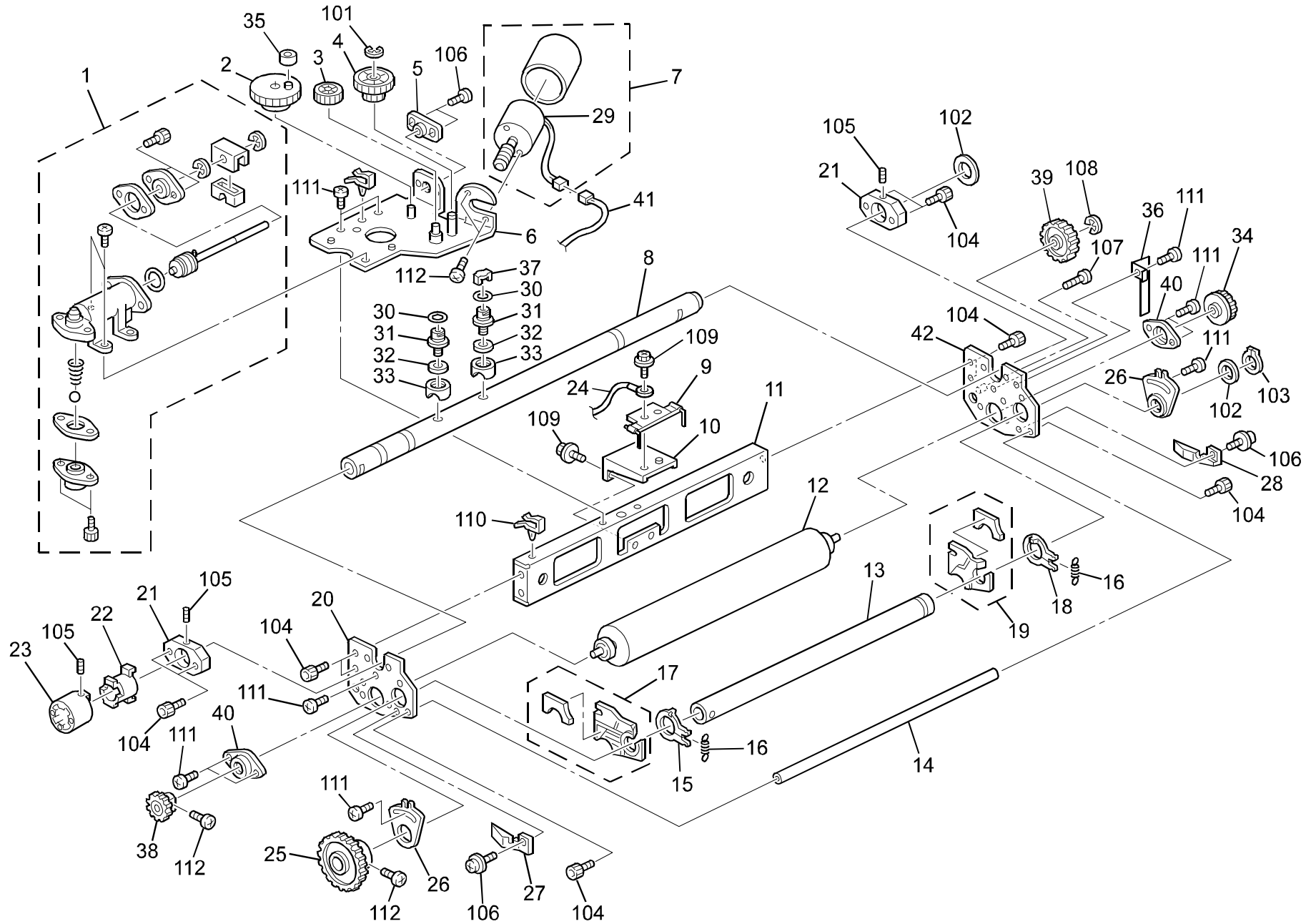


14.Drum Unit 2 (C231)

Index No.	Part No.	Description	Q'ty Per Assembly
1	C231 2415	Drum Clamper Ass'y	1
2	C231 2407	Master Eject Pawl	1
3	C231 2402	Clamper Base	1
4	C231 2520	Left Side Plate	1
5	C231 2406	Clamper Shaft	1
6	C217 4549	Rear Clamper Spring	1
7	C231 2405	Clamper Holder	1
8	C231 2364	Left Drum Flange (A4)	1
8	C231 2360	Left Drum Flange (B4)	1
9	C231 2370	Spacer (A4/LG)	1
10	C231 2366	Right Drum Flange (A4)	1
10	C231 2362	Right Drum Flange (B4)	1
11	C231 2369	Drum Drive Gear	1
12	C231 2396	Stopper	1
13	C231 2395	Holder	1
14	C231 2521	Right Side Plate	1
15	C231 2368	Shielding Plate	1
16	C231 2305	Cloth Screen - A4	1
16	C231 2304	Cloth Screen - LG	1
16	C231 2303	Cloth Screen - B4	1
17	C231 2388	Front Holder (B4)	1
17	C231 2390	Front Holder (A4)	1
18	C231 2389	Rear Holder (B4)	1
18	C231 2391	Rear Holder (A49)	1
19	C231 2383	Sensor Sheet	1
20	C231 2377	Metal Screen - A4	1
20	C231 2375	Metal Screen - LG	1
20	C231 2372	Metal Screen - B4	1
21	C231 2379	Seal (A4/LG)	1
21	C231 2374	Seal (B4)	1
22	C231 2544	Stopper Spring	1
23	C231 2542	Stopper	1
24	C231 2541	Stopper Bracket	1
25	C217 4555	Eject Pawl Spring	1
26	C201 5125	Stepped Screw - M6	2

Index No.	Part No.	Description	Q'ty Per Assembly
27	C217 4581	Ink Roller Drive Gear	1
28	C231 2565	Ink Cartridge Joint	1
29	C231 2558	Release Lever Holder	1
30	C217 4504	Clamper Cam	1
31	C231 2413	Friction Sheet - 17.5x25mm - B4	1
32	C231 2412	Friction Sheet - 214.5x25mm - B4	1
33	C231 2411	Rear Sensor Sheet	1
34	C231 2414	Friction Sheet - 194x25mm A4/LG	1
101	0720 0020E	Retaining Ring - M2	
102	1105 0283	Clamp	
103	0804 6107	Hexagon Bolt - M2x4	
104	0354 0060Z	Philips Truss Head Screw - M4x6	
105	0450 3008B	Tapping Screw - M3x8	
106	0452 3006B	Tapping Screw - M3x6	
107	0593 0100Z	Bolt M3x10	
108	0594 0080Z	Bolt - M4x8	
109	0807 7114	Washer - 16x24x0.3mm	
110	0804 6091	Hexagonal Set Screw - M2x5	
111	0808 0021	Rubber Ring	
112	0801 1004	Screw - M4X4	
113	1105 0328	Harness Clamp - ES-0505	
114	0951 3006Z	Philips Screw With Flat Washer - M3x6	
115	0951 3008Z	Philips Screw With Flat Washer - M3x8	

15. Drum Unit 3 (C231)

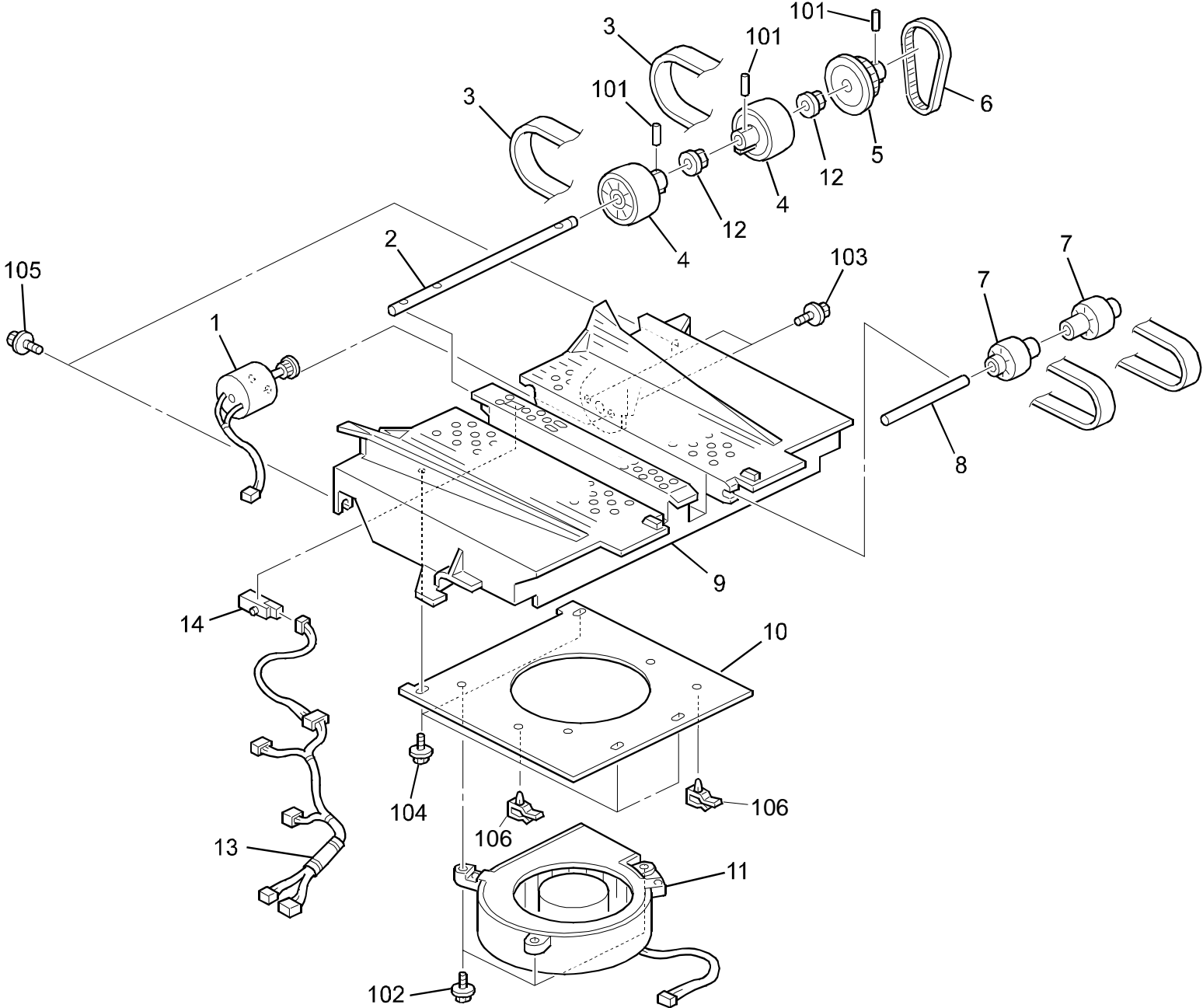


15.Drum Unit 3 (C231)

Index No.	Part No.	Description	Q'ty Per Assembly
1	C231 2423	Ink Pump Ass'y	1
2	C231 2437	Pump Drive Gear	1
3	C225 6013	Idle Gear	1
4	C231 2435	Worm Wheel	1
5	C200 4814	Bushing - 6x10x55mm	1
6	C231 2430	Pump Bracket	1
7	C229 2529	Ink Supply Motor	1
8	C231 2487	Drum Shaft - A4	1
8	C231 2481	Drum Shaft - B4	1
9	C231 2471	Ink Sensor	1
10	C231 2470	Ink Sensor Stay	1
11	C231 2464	Drum Stay (A4)	1
11	C231 2463	Drum Stay (B4)	1
12	C231 2450	Ink Roller - B4	1
12	C231 2456	Ink Roller - A4	1
13	C231 2458	Doctor Roller - B4	1
13	C231 2459	Doctor Roller - A4	1
14	C231 2465	Drum Sub Stay (B4)	1
14	C231 2466	Drum Sub Stay (A4)	1
15	C218 4558	Front Doctor Roller Ring	1
16	C218 4560	Ring Spring	2
17	C218 4592	Front Bank Plate	1
18	C218 4559	Rear Doctor Roller Ring	1
19	C218 4594	Rear Bank Plate	1
20	C217 4512	Side Plate	1
21	C231 2495	Left Holder - Ink Roller	2
22	C231 2398	Spacer (A4/LG)	1
23	C231 2397	Left Collar	1
24	C231 5253	Ink Sensor Harness	1
25	C200 4748	Gear - 45T	1
26	C200 4723	Adjusting Plate - Doctor Roller	2
27	C217 4598	Front Drum Blade	1
28	C217 4599	Rear Drum Blade	1
29	C229 5803	DC Motor - 5.0W	1
30	5316 7421	O - Ring	2


Index No.	Part No.	Description	Q'ty Per Assembly
31	C231 2485	Joint	2
32	C231 2484	Bushing Holder	2
33	C231 2483	Joint Rubber	2
34	C231 2460	Roller Drive Gear	1
35	C229 2525	Bushing - Pump Drive Gear	1
36	C217 4506	Grounding Plate	1
37	C231 2428	Valve	1
38	C217 4580	Gear - Doctor Roller Drive	1
39	C207 4672	Gear - 36Z	1
40	C201 4665	Bearing Holder	2
41	C231 5251	Relay Harness - Ink Pump	1
41	C231 5252	Relay Harness - Ink Pump	1
42	C217 4513	Rear Side Plate	1
101	0720 0060E	Retaining Ring - M6	
102	0807 7114	Washer - 16x24x0.3mm	
103	0725 0160E	Retaining Ring C - M16	
104	0594 0080Z	Bolt - M4x8	
105	0574 0040E	Hexagon Headless Set Screw - M4x4	
106	0951 4006Z	Philips Screw With Flat Washer - M4	
107	0314 0080Z	Philips Screw - 4x8	
108	0720 0050Z	Retaining Ring - M5	
109	0451 3006B	Tapping Screw - M3x6	
110	1105 0283	Clamp	
111	0354 0060Z	Philips Truss Head Screw - M4x6	
112	0353 0050Z	Philips Truss Head Screw - M3x5	

16.Vacuume Fan Unit (C231)

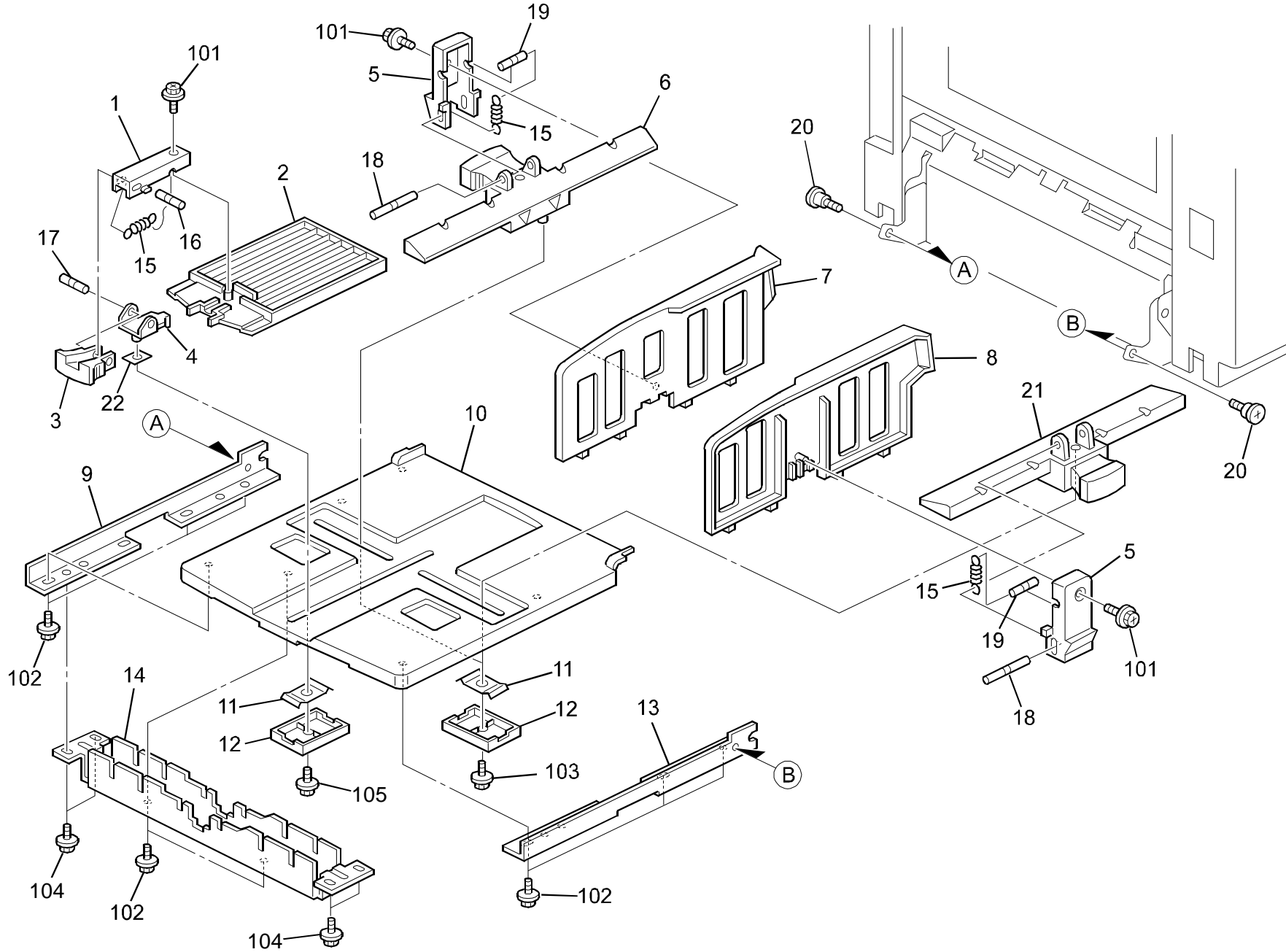


16.Vacuume Fan Unit (C231)

Index No.	Part No.	Description	Q'ty Per Assembly
*	C231 3800	Paper Delivery Unit	1
1	C231 5810	Paper Delivery Motor - DC24V	1
2	C231 3874	Drive Shaft	1
3	C231 3878	Transport Belt	2
4	C231 3871	Drive Roller	2
5	C231 3875	Drive Pulley	1
6	C231 3879	Timing Belt	1
7	C231 3872	Drive Roller	2
8	C231 3877	Driven Shaft	1
9	C231 3851	Delivery Duct	1
10	C231 3852	Fan Bracket	1
11	C231 5880	Air Knife Fan	1
12	AA08 2047	Bushing - 8x16x7	1
13	C231 5272	Paper Delivery Harness	1
14	AW01 0076	Photosensor - PS-117D1	1

Index No.	Part No.	Description	Q'ty Per Assembly
101	0633 0140G	Parallel Pin - 3x14	
102	0451 4014B	Tapping Screw - 4x14	
103	0451 3006B	Tapping Screw - M3x6	
104	0450 4008B	Tapping Screw - 4x8	
105	0451 4008B	Philips Tapping Screw - M4x8	
106	1105 0267	Harness Clamp - YMC-10-0	
			

17.Delivery Table (C231)

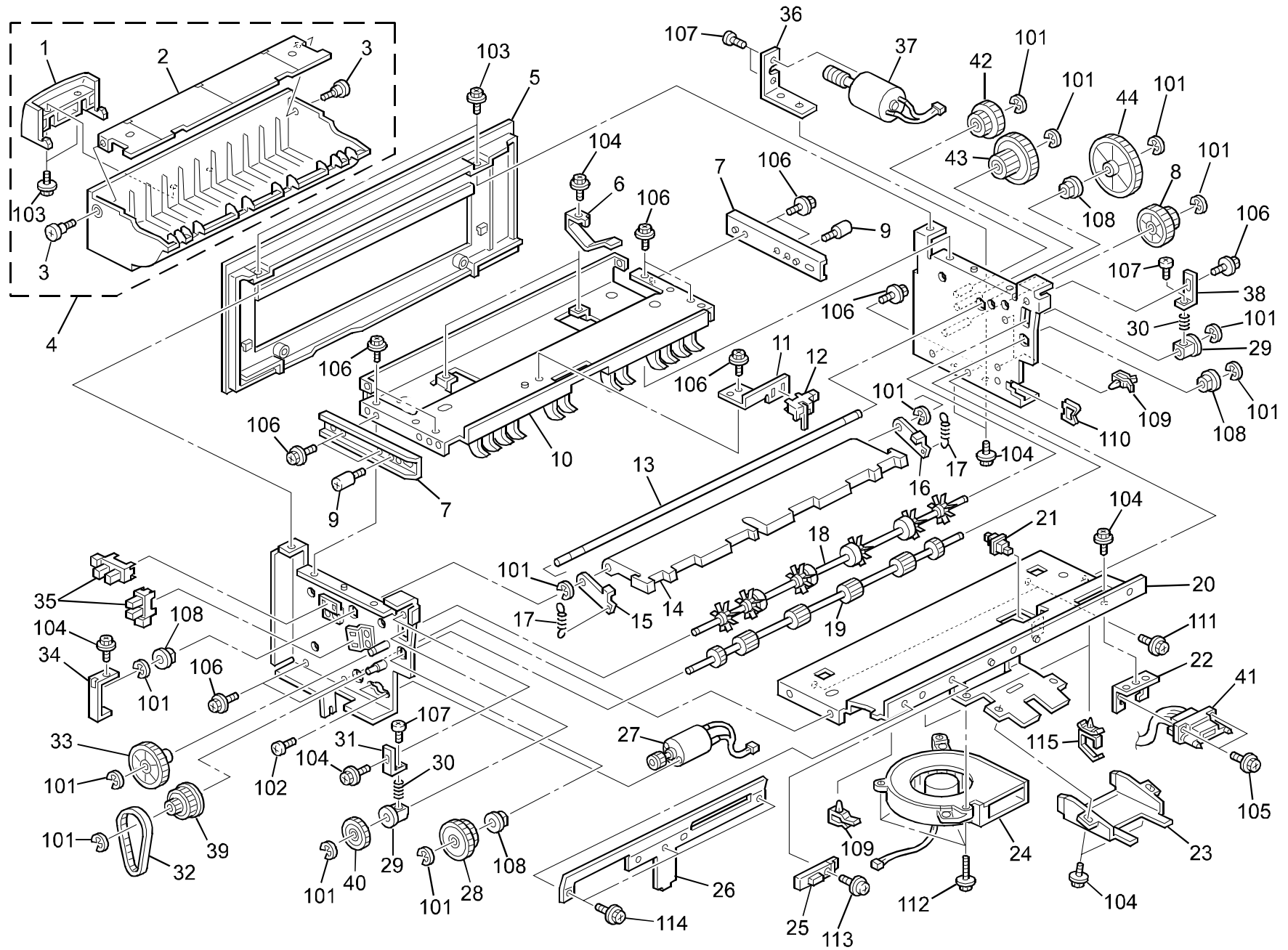


17.Delivery Table (C231)

Index No.	Part No.	Description	Q'ty Per Assembly
*	C231 4201	Paper Delivery Table Ass'y	1
1	C231 4416	End Plate Case	1
2	C231 4406	End Plate Fence	1
3	C231 4408	Side Fence Grip	1
4	C231 4410	End Plate Bracket	1
5	C231 4407	Side Fence Case	2
6	C231 4392	Rear Lower Guide	1
6	C231 4394	Rear Lower Guide (Chinese)	1
7	C231 4405	Rear Side Fence	1
8	C231 4404	Front Side Fence	1
9	C231 4402	Rear Stay	1
10	C231 4390	Bottom Plate	1
11	C231 4420	Slider Spring Plate	2
12	C231 4421	Slider Cover	2
13	C231 4401	Front Stay	1
14	C231 4409	Support Plate	1
15	C231 4413	Delivery Table Spring	3
16	C225 6113	Upper Pressure Spring Pin	1
17	C231 4419	End Plate Pin	1
18	C231 4414	Lower Side Fence Pin	2
19	C231 4415	Upper Side Fence Pin	2
20	C217 4426	Shoulder Screw	2
21	C231 4391	Front Lower Guide	1
21	C231 4393	Front Lower Guide (Chinese)	1
22	C231 4425	End Plate Sheet	1

Index No.	Part No.	Description	Q'ty Per Assembly
101	0450 3008H	Tapping Screw M3x8	
102	0450 4008B	Tapping Screw - 4x8	
103	0450 3012B	Tapping Screw - 3x12	
104	0451 4006B	Tapping Screw - 4x6	
105	0451 3008B	Tapping Screw - M3x8	

18.Master Eject unit (C231)

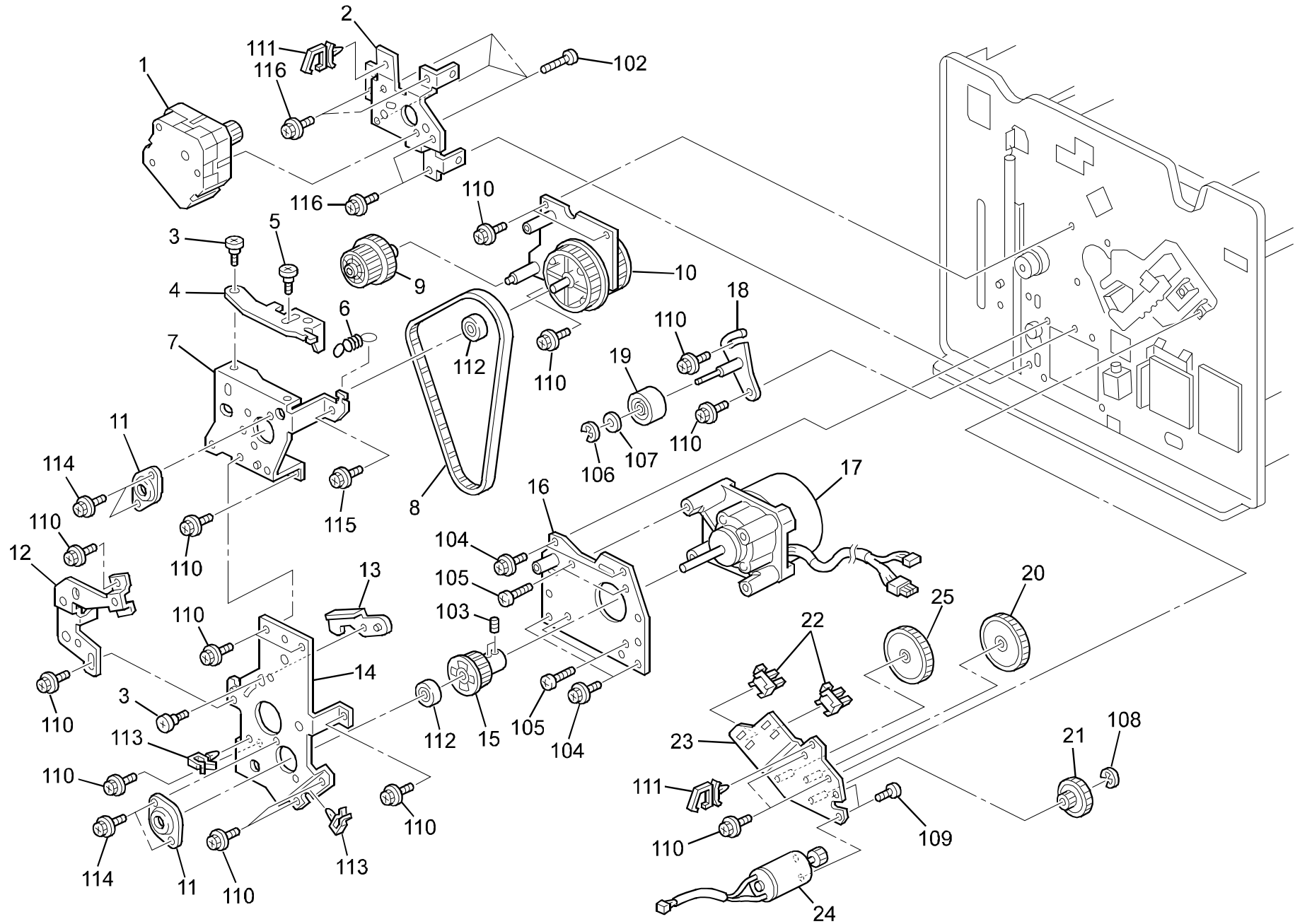


18.Master Eject unit (C231)

Index No.	Part No.	Description	Q'ty Per Assembly
1	C231 3514	Box Grip	1
2	C231 3512	Eject Box Cover	1
3	C231 3513	Stepped Screw	2
4	C231 3510	Master Eject Box	1
5	C231 3541	Unit Cover	1
6	C231 3479	Spring Plate	1
7	C231 3466	Slide Rail	2
8	C231 3516	Worm Wheel	1
9	C231 3533	Slide Rail Stopper	2
10	C231 3476	Unit Stay	1
11	C231 3485	Sensor Bracket	1
12	C217 8446	Photointerruptor - Master Eject	1
13	C231 3502	Pressure Plate Shaft	1
14	C231 3501	Pressure Plate	1
15	C231 3503	Front Stay	1
16	C231 3504	Rear Stay	1
17	C231 3508	Pressure Spring	2
18	C231 3481	Upper Eject Roller	1
19	C231 3482	Lower Eject Roller	1
20	C231 3470	Unit Base	1
21	AW50 0012	Push Switch	1
22	C231 3545	Housing Bracket	1
23	C231 4352	Air Knife Duct	1
24	C231 5880	Air Knife Fan	1
25	C203 8137	Master Sensor	1
26	C231 3473	Air Knife Bracket	1
27	C209 8260	Micro Motor - Master Eject	1
28	C231 3489	Lower Roller Gear	1
29	C231 3486	Bushing	2
30	C231 3487	Pressure Spring	2
31	C231 3458	Front Bracket	1
32	C231 3491	Timing Belt - S2M 71Z	1
33	C231 3492	Large Pulley	1
34	C231 3505	Position Sensor Feeler	1
35	AW02 0075	Photointerrupter	2

Index No.	Part No.	Description	Q'ty Per Assembly
36	C231 3565	Motor Bracket	1
37	C229 5803	DC Motor - 5.0W	1
38	C231 3468	Rear Bracket	1
39	C231 3493	Coupled Gear - Large	1
40	C231 3494	Gear - Upper Roller	1
41	C231 5280	Eject Unit Harness	1
42	C231 3519	Second Gear	1
43	C231 3518	First Gear	1
44	C217 3684	Gear - Pressure Plate	1
101	0720 0040E	Retaining Ring - M4	
102	0801 1135	Philips Pan Head Screw - M3x3	
103	0450 4008B	Tapping Screw - 4x8	
104	0451 3006B	Tapping Screw - M3x6	
105	0451 3008B	Tapping Screw - M3x8	
106	0451 4006B	Tapping Screw - 4x6	
107	0353 0050Z	Philips Truss Head Screw - M3x5	
108	0805 3385	Bushing - 6mm	
109	1105 0267	Harness Clamp - YMC-10-0	
110	1105 0328	Harness Clamp - ES-0505	
111	0450 3008B	Tapping Screw - M3x8	
112	0451 4014B	Tapping Screw - 4x14	
113	0951 3010Z	Philips Screw With Flat Washer - M3	
114	0951 3006Z	Philips Screw With Flat Washer - M3x6	
115	1105 0291	Harness Clamp - LWS-3S	
116	0451 4008H	Tapping Screw - 4x8	

19. Drive Section (C231)

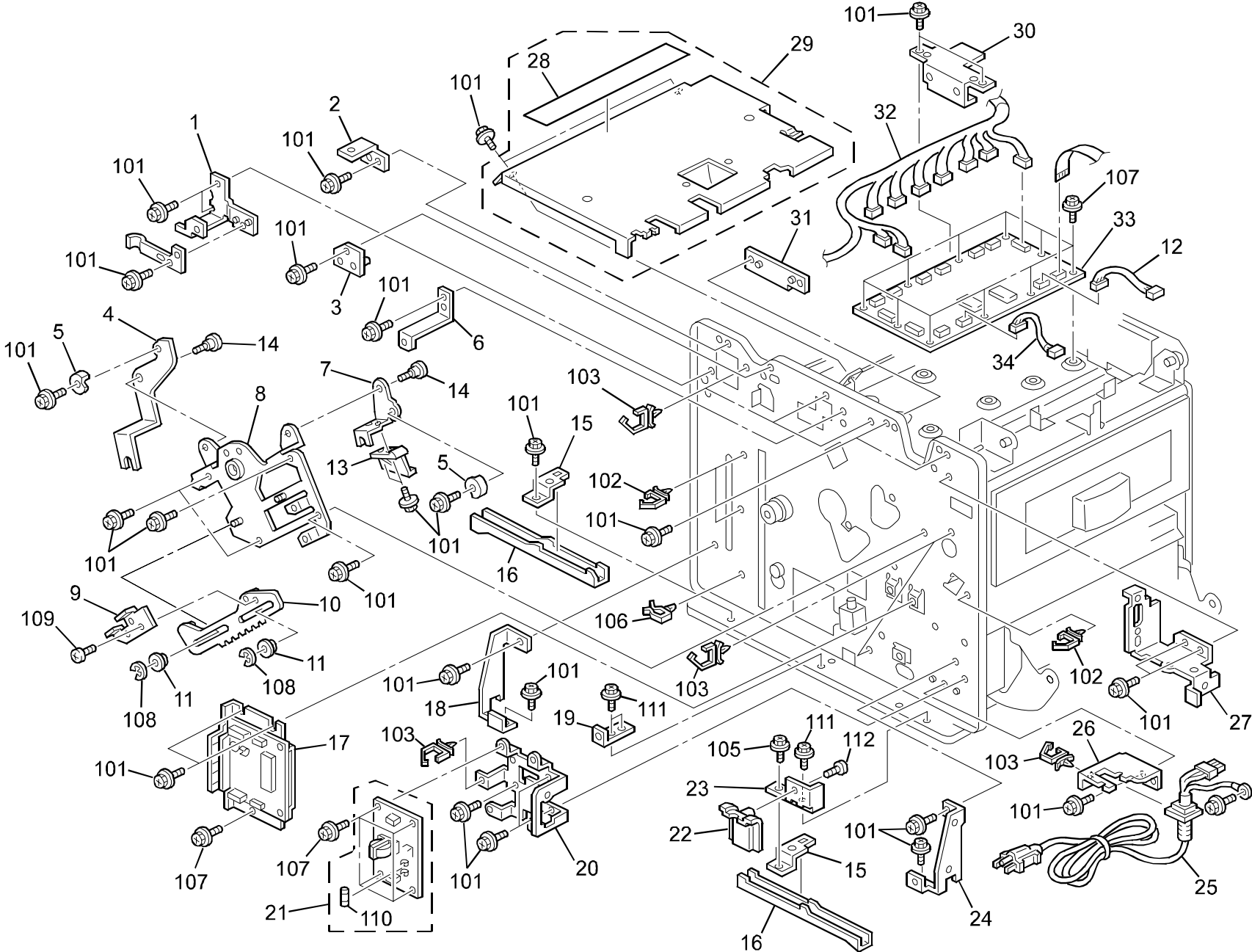


19. Drive Section (C231)

Index No.	Part No.	Description	Q'ty Per Assembly
1	C229 5814	DC Motor - 24V	1
2	C231 2785	Motor Bracket	1
3	C201 5125	Stepped Screw - M6	2
4	C231 1173	Gear Stopper	1
5	C217 4426	Shoulder Screw	1
6	C231 1174	Gear Spring	1
7	C231 1172	Drum Drive Side Plate	1
8	C231 1180	Timing Belt - 130S3M588UG	1
9	C217 5077	Feed Drive Pulley	1
10	C231 1160	Drum Drive Gear Unit	1
11	C201 5134	Bearing Holder	2
12	C231 2855	Clutch Bracket	1
13	C231 1175	Adjust Stopper	1
14	C231 1154	Drive Support Plate	1
15	C217 2210	Main Motor Pulley	1
16	C231 1150	Main Motor Bracket	1
17	C231 5890	Main Motor - DC24V	1
18	C231 1156	Adjust Tightner	1
19	C217 2221	Tension Roller	1
20	C200 2331	Gear - 20T	2
21	C200 3604	Coupled Gear - 16T & 50T	1
22	AW02 0075	Photointerrupter	2
23	C231 4065	Clamp Drive Side Plate	1
24	C217 8226	Master Eject Motor - DC24V/7.2W	1
25	C200 2332	Gear - 16T	1

Index No.	Part No.	Description	Q'ty Per Assembly
101	0960 4008Z	Flange Head Screw - 4x8	
102	0450 4025B	Tapping Screw With Washer - M4X25	
103	0575 0060E	Hexagon Headless Set Screw - M5x6	
104	0451 4008B	Philips Tapping Screw - M4x8	
105	0315 0200Z	Philips Screw - 5x20	
106	0720 0060E	Retaining Ring - M6	
107	0807 5044	Spacer - 8.1mm X 11.5mm X 0.2	
108	0720 0030E	Retaining Ring - M3	
109	0801 1135	Philips Pan Head Screw - M3x3	
110	0451 4006B	Tapping Screw - 4x6	
111	1105 0291	Harness Clamp - LWS-3S	
112	0740 3010	Ball Bearing - 10x26x8mm	
113	1105 0283	Clamp	
114	0451 3006B	Tapping Screw - M3x6	
115	0451 4008W	Tapping Screw - M4x8	
116	0951 4005Z	Philips Screw - With Flate Washer M4x5	

20.Electrial Section 1 (C231)



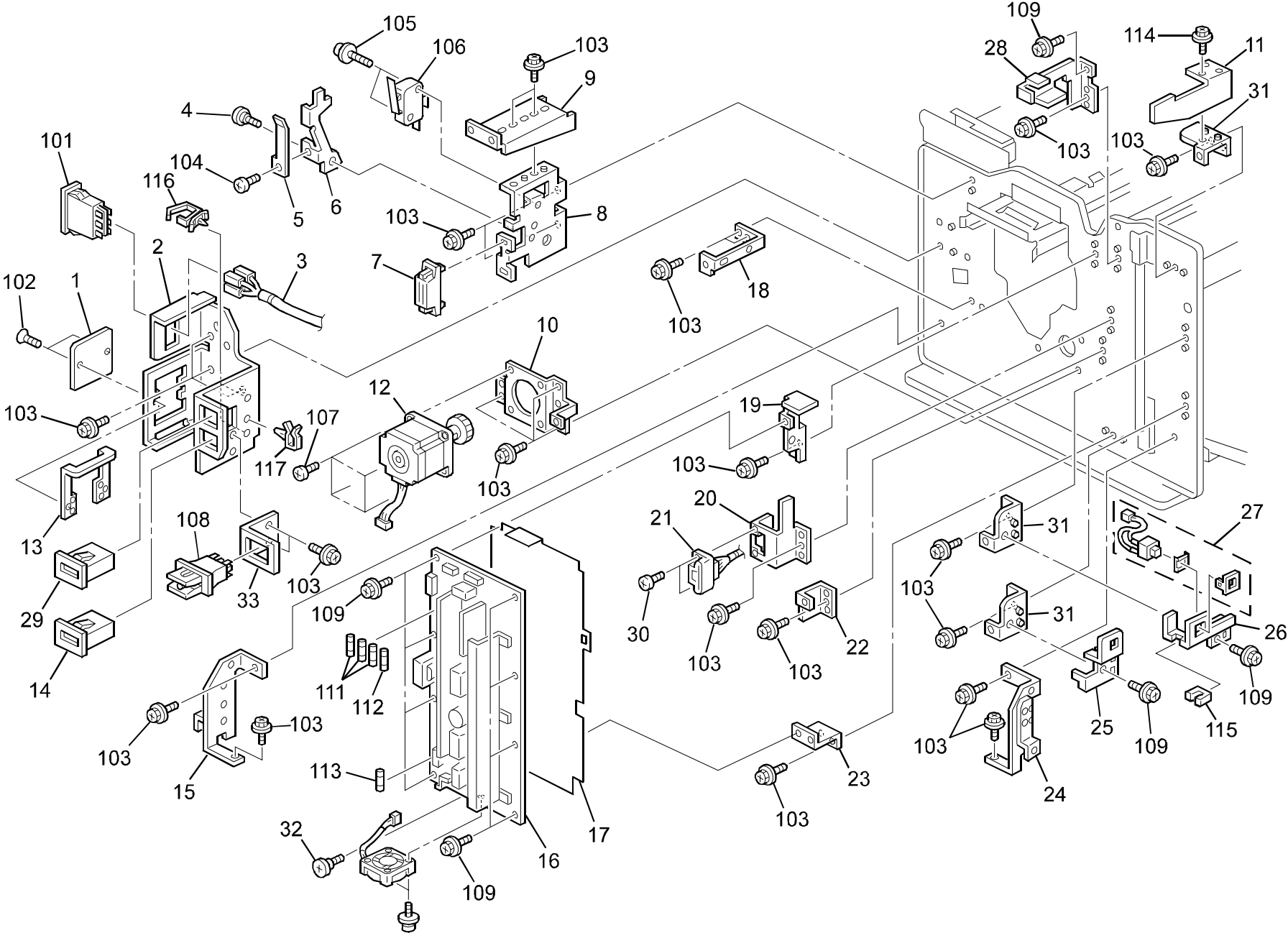
20.Electrial Section 1 (C231)

Index No.	Part No.	Description	Q'ty Per Assembly
1	C231 1364	Right Bracket - Rear Cover	1
2	C231 1356	Rear Cover Bracket	1
3	C231 6009	Rear Lock Bracket	1
4	C231 4060	Feed Clamp Lever	1
5	C217 4418	Cover Cap	2
6	C231 1363	Upper Bracket - Rear Cover	1
7	C231 4061	Eject Clamp Lever	1
8	C231 4050	Clamp Bracket	1
9	C231 4057	Sensor Feeler	1
10	C231 4055	Clamp Rack	1
11	C217 4416	Rack Guide Sleeve	2
12	C231 5225	Operation Panel Harness	1
13	C231 4062	Drum Positioning Guide	1
14	C217 4426	Shoulder Screw	2
15	C231 1068	Rear Guide Bracket	2
16	C231 1061	Grip	2
17	C231 5101	Main Motor Control Board	1
18	C231 1065	Right Rear Guide - Grip	1
19	C231 1365	Lower Bracket - Rear Cover	1
20	C231 5630	Noise Filter Bracket	1
21	C231 5122	Noise Filter Board - 115V	1
21	C231 5123	Noise Filter Board - 230V	1
22	C231 1370	Power Supply Cord Cover	1
23	C231 1375	Power Supply Cord Bracket	1
24	C231 1064	Left Rear Guide - Grip	1
25	C231 5008	Powersupply Cord - 115V	1
25	C231 5009	Power Supply Cord - 230V	1
25	C231 5011	Power Supply Cord (Chinese)	1
26	C231 5670	Cord Bracket	1
27	C231 1355	Connector Bracket	1
28	C231 5660	Decal - Master Set	1
29	C231 5606	MPU Cover	1
30	C231 6011	Front Harness Cover	1
31	C231 6012	Rear Harness Cover	1
32	C231 5200	DC Main Harness	1



Index No.	Part No.	Description	Q'ty Per Assembly
33	C231 5100	MPU Board	1
34	C231 5228	Scanner Unit Harness	1
101	0451 4006B	Tapping Screw - 4x6	
102	1105 0291	Harness Clamp - LWS-3S	
103	1105 0292	Wire Saddle	
104	0452 4006B	Tapping Bind Screw - M4x6	
105	0451 3008B	Tapping Screw - M3x8	
106	1105 0267	Harness Clamp - YMC-10-0	
107	0451 3006B	Tapping Screw - M3x6	
108	0720 0040E	Retaining Ring - M4	
109	0801 1004	Screw - M4X4	
110	1107 0393	Fuse (glass Case) - 8A - 125V	
110	1107 0772	Fuse - 5A 250V	
111	0451 4008W	Tapping Screw - M4x8	
112	0452 4008B	Tapping Screw - M4x8	

21.Electrial Section 2 (C231)

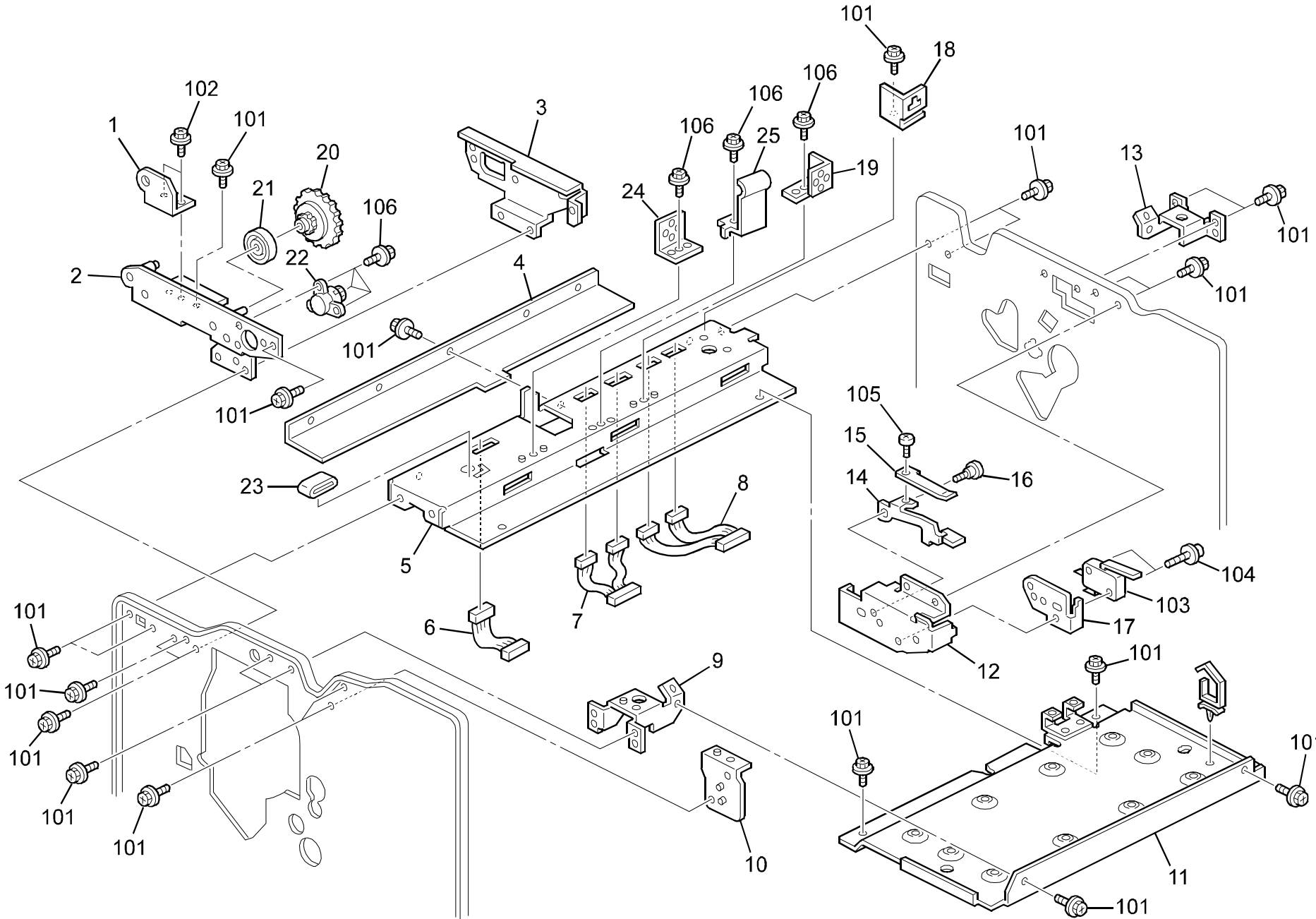


21. Electrical Section 2 (C231)

Index No.	Part No.	Description	Q'ty Per Assembly
1	C217 2455	Key Counter Cover	1
2	C231 5650	Switch Bracket	1
3	C231 5201	AC Main Harness	1
4	C218 2185	Stepper Screw	1
5	C218 2173	Support Plate - Safety Switch	1
6	C224 2172	Safety Switch Lever	1
7	AG07 1010	Magnet Catch	1
8	C231 5685	Door Switch Bracket	1
9	C231 1395	Left Upper Bracket	1
10	C231 2871	Motor Bracket	1
11	C231 1388	Operation Panel Bracket	1
12	C231 2873	Registration Motor Ass'y	1
13	A030 1339	Plate Nut - Key Counter	1
14	C217 8462	Copy Counter	1
15	C231 1071	Front Left Guide	1
16	C231 5300	Power Supply Unit	1
17	C231 5623	Insulating Sheet	1
18	C231 1398	Left Lower Bracket	1
19	C231 5620	Upper Left Bracket	1
20	C231 2611	Connector Bracket	1
21	C231 5213	Drum Relay Harness	1
22	C231 5621	Middle Left Bracket	1
23	C231 5622	Lower Left Bracket	1
24	C231 1072	Front Right Guide	1
25	C231 1397	Right Lower Bracket	1
26	C231 5690	Push Switch Bracket	1
27	C209 8288	Table Down Switch	1
28	C231 1396	Right Upper Bracket	1
29	C217 8461	Master Counter	1
30	C229 2633	Stepped Screw	1
31	C231 1397	Right Lower Bracket	3
32	C219 3950	Stepped Screw	1
33	C231 5652	Interlock Switch Bracket	1

Index No.	Part No.	Description	Q'ty Per Assembly
101	1204 1545	Main Switch	
102	0323 0100Z	Philips Sunken Head Screw - M3x10	
103	0451 4006B	Tapping Screw - 4x6	
104	0353 0050Z	Philips Truss Head Screw - M3x5	
105	0951 3014Z	Philips Screw W/H Flat Washer - M3x14	
106	1204 1442	Micro Switch - V-152-3A5(10E)	
107	0354 0100B	Screw - M4X10	
108	1204 2382	Interlock Switch - Fail-CA22	
109	0451 3006B	Tapping Screw - M3x6	
110	1105 0328	Harness Clamp - ES-0505	
111	1107 0391	Fuse - 5A, 125V	
112	1107 0392	Fuse - 6.3A 125V	
113	1107 0932	Fuse - 10A 125V	
114	0802 5270	Tapping Screw - M3	
115	1105 0328	Harness Clamp - ES-0505	
116	1105 0292	Wire Saddle	
117	1105 0267	Harness Clamp - YMC-10-0	

22.Frame Section 1 (C231)

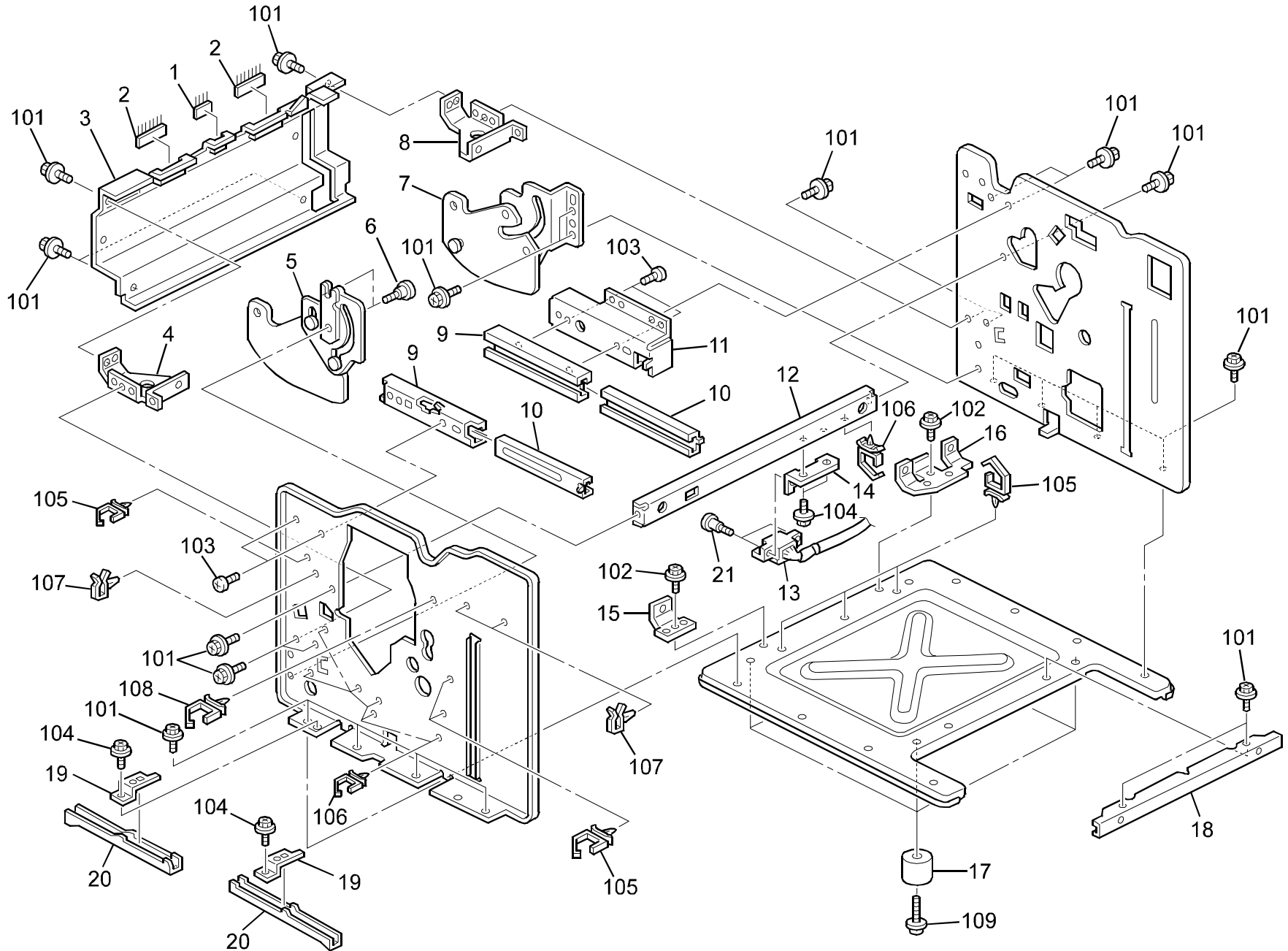


22.Frame Section 1 (C231)

Index No.	Part No.	Description	Q'ty Per Assembly
1	C231 6020	Front Support Plate	1
2	C231 6005	Front Scanner Bracket	1
3	C231 6014	Gear Bracket	1
4	C231 6002	Left Stay Cover	1
5	C231 6001	Upper Left Stay	1
6	C231 5222	Operation Panel Harness	1
7	C231 5220	Sensor Relay Harness - ADF	1
8	C231 5217	Motor Relay Harness	1
9	C231 6015	Holder Bracket - Front	1
10	C231 6013	Holder Bracket - Front Right	1
11	C231 5600	MPU Base	1
12	C231 5607	Scanner Switch Bracket	1
13	C231 6016	Holder Bracket - Rear	1
14	C226 2172	Safety Switch Lever	1
15	C218 2173	Support Plate - Safety Switch	1
16	C218 2185	Stepper Screw	1
17	C218 2071	Safety Swtich Stopper	1
18	C231 6007	Rear Foxing Bracket	1
19	H521 3139	Bracket - Ground - 1	1
20	H522 3117	Gear - Oil Damper	1
21	H522 3118	Collar - Oil Damper	1
22	H521 3116	Oil Damper	1
23	C226 8010	Ferrite Core - FPC-25-12	1
24	H521 3140	Bracket - Ground - 2	1
25	C231 5613	Grounding Plate	1

Index No.	Part No.	Description	Q'ty Per Assembly
101	0451 4006B	Tapping Screw - 4x6	
102	0451 4008W	Tapping Screw - M4x8	
103	1204 1442	Micro Switch - V-152-3A5(10E)	
104	0951 3014W	Philips Screw With Flat Washer - M3x14	
105	0353 0050Z	Philips Truss Head Screw - M3x5	
106	0451 3006B	Tapping Screw - M3x6	

23.Frame Section 2 (C231)



23.Frame Section 2 (C231)

Index No.	Part No.	Description	Q'ty Per Assembly
1	C231 3886	Short Antistatic Brush	1
2	C231 3885	Long Antistatic Brush	2
3	C231 3880	Paper Delivery Stay	1
4	C231 3881	Front Bracket	1
5	C231 4432	Front Hinge	1
6	C231 4438	Stepped Screw	1
7	C231 4441	Rear Hinge	1
8	C231 3882	Rear Bracket	1
9	C231 3532	Outer Slide Rail	2
10	C231 3531	Inner Slide Rail	2
11	C231 3553	Slide Rail Bracket	1
12	C231 3551	Lower Stay - Master Eject	1
13	C231 5210	Eject Unit Relay Harness	1
14	C231 3526	Connector Bracket	1
15	C231 3883	Front Lower Bracket	1
16	C231 3884	Rear Lower Bracket	1
17	C231 1057	Rubber Foot	4
18	C231 1056	Base Cover	1
19	C231 1067	Front Guide Bracket	2
20	C231 1061	Grip	2
21	C229 2633	Stepped Screw	2

Index No.	Part No.	Description	Q'ty Per Assembly
101	0451 4006B	Tapping Screw - 4x6	
102	0451 4008B	Philips Tapping Screw - M4x8	
103	0801 1004	Screw - M4X4	
104	0451 3008B	Tapping Screw - M3x8	
105	1105 0292	Wire Saddle	
106	1105 0291	Harness Clamp - LWS-3S	
107	1105 0297	F09 Non	
108	1105 0316	Clamp	
109	0951 4020Z	Philips Screw With Flat Washer - M4x20	

24.MPU Board (C231)

CAPACITOR

SYMBOL NO.	INDEX NO.	SYMBOL NO.	INDEX NO.	SYMBOL NO.	INDEX NO.	SYMBOL NO.	INDEX NO.	SYMBOL NO.	INDEX NO.	SYMBOL NO.	INDEX NO.	SYMBOL NO.	INDEX NO.
C101	208	C111	220	C121	212	C131	217	C141	220	C151	220	C161	220
C102	209	C112	216	C122	219	C132	220	C142	220	C152	220	C162	214
C103	209	C113	211	C123	220	C133	220	C143	220	C153	220	C163	213
C104	208	C114	220	C124	220	C134	220	C144	216	C154	220	C164	220
C105	208	C115	159	C125	161	C135	220	C145	220	C155	220	C165	214
C106	208	C116	211	C126	165	C136	162	C146	220	C156	219	C166	213
C107	210	C117	210	C127	215	C137	220	C147	220	C157	220	C167	220
C108	211	C118	210	C128	215	C138	220	C148	213	C158	213	C168	219
C109	216	C119	210	C129	161	C139	220	C149	220	C159	220	C169	220
C110	216	C120	220	C130	164	C140	220	C150	220	C160	220	C170	213

CAPACITOR

SYMBOL NO.	INDEX NO.	SYMBOL NO.	INDEX NO.	SYMBOL NO.	INDEX NO.	SYMBOL NO.	INDEX NO.	SYMBOL NO.	INDEX NO.	SYMBOL NO.	INDEX NO.	SYMBOL NO.	INDEX NO.
C171	220	C181	219	C191	220	C201	162	C211	219	C221	220	C231	213
C172	220	C182	220	C192	220	C202	220	C212	160	C222	220	C232	213
C173	220	C183	214	C193	220	C203	219	C213	160	C223	---	C233	219
C174	213	C184	220	C194	220	C204	220	C214	220	C224	219	C234	220
C175	213	C185	220	C195	220	C205	220	C215	220	C225	219	C235	213
C176	213	C186	220	C196	220	C206	220	C216	163	C226	213	C236	219
C177	220	C187	214	C197	220	C207	220	C217	163	C227	211	C237	219
C178	220	C188	220	C198	220	C208	220	C218	217	C228	213	C238	213
C179	220	C189	220	C199	220	C209	219	C219	219	C229	213	C239	219
C180	220	C190	220	C200	218	C210	220	C220	220	C230	219	C240	213

24.MPU Board (C231)

CAPACITOR

SYMBOL NO.	INDEX NO.
C241	219
C242	213
C243	219
C244	213
C245	213
C246	220

CONNECTOR

SYMBOL NO.	INDEX NO.
CN101	109
CN102	108
CN103	107
CN104	105
CN105	107
CN106	103
CN107	105
CN108	107
CN109	106
CN110	111

SYMBOL NO.	INDEX NO.
CN111	104
CN112	103
CN113	110

BUZZER

SYMBOL NO.	INDEX NO.
BZ101	152

DIODE

SYMBOL NO.	INDEX NO.
D101	122
D102	122
D103	122
D104	122
D105	121
D106	121
D107	121
D108	121
D109	123
D110	118

SYMBOL NO.	INDEX NO.
D111	118
D112	118
D113	118
D114	118
D115	122
D116	122
D117	123

FIB

SYMBOL NO.	INDEX NO.
FIB101	167
FIB102	167
FIB103	167
FIB104	167
FIB105	167
FIB106	167
FIB107	167
FIB108	167
FIB109	167
FIB110	167

SYMBOL NO.	INDEX NO.
FIB111	167

FUSE

SYMBOL NO.	INDEX NO.
FU101	115
FU102	115

IC

SYMBOL NO.	INDEX NO.
IC101	143
IC102	143
IC103	144
IC104	151
IC105	150
IC106	137
IC107	132
IC108	135
IC109	3
IC110	128

SYMBOL NO.	INDEX NO.
IC111	135
IC112	136
IC113	147
IC114	135
IC115	139
IC116	125
IC117	138
IC118	138
IC119	8
IC120	126

SYMBOL NO.	INDEX NO.
IC121	138
IC122	2
(Socket)	114
IC123	149
IC124	149
IC125	149
IC126	7
IC127	126
IC128	5
IC129	126
IC130	101

SYMBOL NO.	INDEX NO.
IC131	1
(Socket)	113
IC132	146
IC133	141
IC134	140
IC135	142
IC136	---
IC137	6
IC138	140
IC139	131
IC140	102

SYMBOL NO.	INDEX NO.
IC141	126
IC142	130
IC143	126
IC144	127
IC145	134
IC146	126
IC147	129
IC148	126
IC149	133
IC150	130

SYMBOL NO.	INDEX NO.
IC151	148
IC152	119
IC153	145
IC154	145

LED

SYMBOL NO.	INDEX NO.
LED101	124

L

SYMBOL NO.	INDEX NO.
L101	166
L102	166

24.MPU Board (C231)

OSC

SYMBOL NO.	INDEX NO.
OSC101	4
OSC102	154
OSC103	153

Q

SYMBOL NO.	INDEX NO.
Q101	117
Q102	116

RAY

SYMBOL NO.	INDEX NO.
RAY101	155
RAY102	155
RAY103	155
RAY104	155
RAY105	155
RAY106	155
RAY107	155
RAY108	155
RAY109	155
RAY110	---

SYMBOL NO.	INDEX NO.
RAY111	155
RAY112	156
RAY113	156
RAY114	156
RAY115	155
RAY116	155
RAY117	155
RAY118	155
RAY119	155
RAY120	155

SYMBOL NO.	INDEX NO.
RAY121	155
RAY122	155
RAY123	155
RAY124	155
RAY125	155
RAY126	155
RAY127	155
RAY128	155

RESISTOR

SYMBOL NO.	INDEX NO.
R101	177
R102	188
R103	186
R104	186
R105	186
R106	186
R107	186
R108	186
R109	186
R110	186

SYMBOL NO.	INDEX NO.
R111	173
R112	171
R113	171
R114	171
R115	169
R116	168
R117	168
R118	185
R119	171
R120	170

SYMBOL NO.	INDEX NO.
R121	202
R122	205
R123	200
R124	184
R125	186
R126	202
R127	202
R128	206
R129	202
R130	202

RESISTOR

SYMBOL NO.	INDEX NO.
R131	203
R132	186
R133	184
R134	171
R135	190
R136	186
R137	222
R138	178
R139	185
R140	186

SYMBOL NO.	INDEX NO.
R141	186
R142	184
R143	184
R144	184
R145	186
R146	171
R147	173
R148	186
R149	186
R150	190

SYMBOL NO.	INDEX NO.
R151	190
R152	190
R153	196
R154	198
R155	183
R156	172
R157	171
R158	171
R159	171
R160	172

SYMBOL NO.	INDEX NO.
R161	171
R162	172
R163	171
R164	172
R165	171
R166	186
R167	172
R168	171
R169	185
R170	171

SYMBOL NO.	INDEX NO.
R171	185
R172	207
R173	201
R174	171
R175	172
R176	186
R177	172
R178	180
R179	186
R180	186

SYMBOL NO.	INDEX NO.
R181	186
R182	186
R183	---
R184	221
R185	175
R186	172
R187	186
R188	176
R189	193
R190	186

SYMBOL NO.	INDEX NO.
R191	186
R192	182
R193	182
R194	172
R195	189
R196	186
R197	186
R198	191
R199	191
R200	172

RESISTOR

SYMBOL NO.	INDEX NO.
R201	193
R202	192
R203	171
R204	182
R205	182
R206	179
R207	182
R208	182
R209	187
R210	174

SYMBOL NO.	INDEX NO.
R211	186
R212	193
R213	174
R214	192
R215	186
R216	185
R217	186
R218	---
R219	185
R220	185

SYMBOL NO.	INDEX NO.
R221	172
R222	194
R223	204
R224	197
R225	199
R226	171
R227	181
R228	181
R229	181
R230	181

SYMBOL NO.	INDEX NO.
R231	171
R232	181
R233	181
R234	181
R235	181
R236	181

VR

SYMBOL NO.	INDEX NO.
VR101	157
VR102	158
VR103	158

ZD

SYMBOL NO.	INDEX NO.
ZD101	120

24.MPU Board (C231)






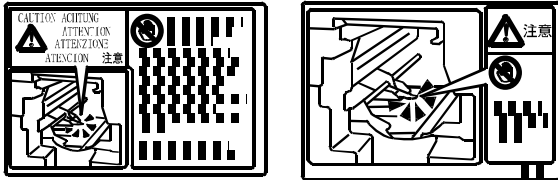

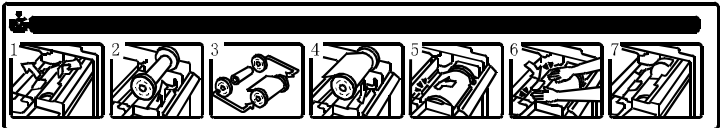
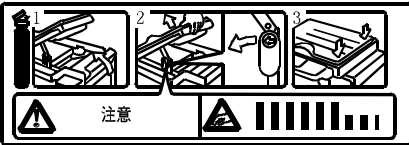


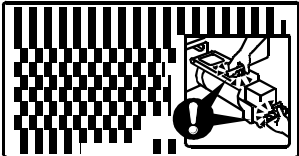

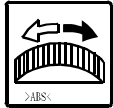
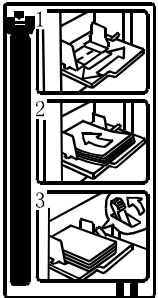
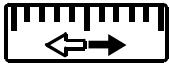
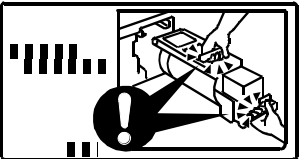
Index No.	Part No.	Description	Q'ty Per Assembly
*	C231 5100	MPU Board	1
1	C231 5105	IC131 - Main Rom - 1MX8 150NS	1
2	C231 5107	IC122 - Feed Rom - 512K X8 150NS	1
3	C226 8008	IC - LC821031	1
4	C226 8009	Oscilator - HC-49/U-S 13.1Mhz	1
5	C228 8030	IC - THERMAL HEAD DRIVE	1
6	C229 5351	IC - UPD65640GF	1
7	C229 5352	IC - HD6433292A53F	1
8	C231 5140	IC - LC27025B-MC7	1
101	1904 0013	SRAM - 256K X8 20NS G2	
102	1407 4286	IC - MK48Z52B - 15	
103	1102 4210	Connector - 11P	
104	1102 4212	CT Header - 15P	
105	1102 4820	CT Header - 24P	
106	1102 4821	Connector - 26P	
107	1102 4822	Connector - 28P	
108	1102 5305	Connector - 6P	
109	1102 6595	Connector - 11P	
110	1102 7031	Connector - SLEM11S-2	
111	1102 7455	Connector FX6-60S-0.8SV2	
112	1104 0378	IC Socket - 24p - DICF-24CS-E	
113	1104 0473	32p - IC Socket	
114	1104 0588	Dip Socket - 28p	
115	1107 0653	Fuse - 1A, 125V	
116	1400 0403	Transistor - 2SC1623L6	
117	1400 0429	Transistor - NPN TR:2SC3070	
118	1401 0835	Diode - 1SS190	
119	1401 0977	Transistor - LB1213M	

Index No.	Part No.	Description	Q'ty Per Assembly
120	1402 0694	Zener Diode - 02CZ2.7	
121	1402 0780	Diode - 200v - 1A - 11ES2	
122	1402 0804	Silicon Diode - 45V - 0.3A	
123	1402 1263	Diode - 200v - 1A	
124	1403 0829	Diode - SEC1201C	
125	1407 1598	TTLIC - SN74LS125ANS	
126	1407 1600	TTLIC - SN74LS244NS	
127	1407 1813	IC - SN74LS11NS	
128	1407 1880	TTLIC - SN74LS04NS	
129	1407 1882	TTLIC - SN74LS373NS	
130	1407 2077	TTLIC - SN74LS138NS	
131	1407 2081	TTLIC - SN74LS08NS	
132	1407 2182	IC SN74HC244NS	
133	1407 2187	TTLIC - SN74LS07NS	
134	1407 2218	TTLIC - SN74LS06NS	
135	1407 2231	IC - TD62308AF	
136	1407 2247	TTL - SN74LS164NS	
137	1407 2261	IC - NJM2902M	
138	1407 2273	IC - TA8050P	
139	1407 3281	IC - TC74HCU04AF	
140	1407 4315	IC - TE7751	
141	1407 4462	IC - UPD78217AGC-AB8	
142	1408 0539	IC - N51847P	
143	1408 0569	IC - NJM78M05FA	
144	1408 0571	IC - NJM79M05F-A	
145	1408 0595	IC - NJM2904M	
146	1408 0611	IC - 3771	
147	1408 0827	IC - TA8429H	
148	1408 0886	IC - NJM78M18FA,+18A,0.5A	
149	1408 1050	IC - STK6712BMK4	
150	1408 1121	IC - STK6713BMK4	
151	1408 1134	Operational Amplifier - Ad817an	
152	1502 0052	Buzzer - MEB-12C-5	
153	1503 0071	Oscillator - 12MHZ	
154	1503 0849	Oscillator - 14.7456MHZ	

Index No.	Part No.	Description	Q'ty Per Assembly
155	1601 7808	Resistor - 4.7k Ω \pm 5% 1/16w	
156	1601 7809	Resistor Array - 2.2k Ω 1/16w	
157	1601 8148	Variable Resistor - 20K Ω 0.5W	
158	1601 8157	Variable Resistor - 100K Ω	
159	1604 2089	Capacitor - 1.0 μ F1/8W \pm 20%	
160	1605 0237	Capacitor - 0.033 μ F25V	
161	1605 0599	Capacitor - 0.1 μ F \pm 10%	
162	1605 0744	Capacitor - EMK212F105Z	
163	1605 0780	Capacitor - 0.022 μ F \pm 5% 25V	
164	1606 0995	Capacitor - 10pF 50V	
165	1606 1915	Capacitor - 0.0022UF	
166	1607 0001	Coil - SN-8S-500	
167	1607 0477	Coil - BLM21A121SPB	
168	1630 1101	Resistor - 100 Ω 1/4W \pm 5%	
169	1630 2201	Resistor - 200 Ω \pm 5% 1/8W	
170	1630 2220	Resistor - 22 Ω 1/8W \pm 5%	
171	1630 3102	Resistor - 1K Ω 1/10W \pm 5%	
172	1630 3103	Resistor - 10K Ω 1/10W \pm 5%	
173	1630 3105	Resistor - 1M Ω \pm 5% 1/10W	
174	1630 3151	Resistor - 150 Ω \pm 5% 1/10W	
175	1630 3163	Resistor - 16K Ω \pm 5% 1/10W	
176	1630 3202	Resistor - 2K Ω -1/10W	
177	1630 3220	Resistor - 22 Ω \pm 5% 1/10W	
178	1630 3241	Resistor - 240 Ω 1/10W \pm 5%	
179	1630 3244	Resistor - 240K Ω \pm 5% 1/10W	
180	1630 3303	Resistor - 30K Ω \pm 5% 1/10W	
181	1630 3330	Resistor - 33 Ω \pm 5% 1/10W	
182	1630 3332	Resistor - 3.3K Ω 1/10W \pm 5%	
183	1630 3391	Resistor - 390 Ω 1/10W \pm 5%	
184	1630 3470	Resistor - 47 Ω 1/10W \pm 5%	
185	1630 3471	Resistor - 470 Ω - 1/10W	
186	1630 3472	Resistor - 4.7K Ω 1/10W \pm 5%	
187	1630 3473	Resistor - 47K Ω 1/10W \pm 5%	

Index No.	Part No.	Description	Q'ty Per Assembly
188	1630 3511	Resistor - 510 Ω \pm 5% 1/10W	
189	1630 3514	Resistor - 510K Ω \pm 5% 1/10W	
190	1630 3682	Resistor - 6.8k Ω - 1/10W	
191	1630 3683	Resistor - 68K Ω \pm 5% 1/10W	
192	1630 3824	Resistor - 820K Ω \pm 5% 1/10W	
193	1633 0000	Resistor - 0 Ω 1/10W	
194	1633 1001	Resistor - 1K Ω \pm 1% 1/10W	
195	1633 1501	Resistor - 1.5K Ω \pm 1% 1/10W	
196	1633 2200	Resistor:220 Ω : \pm 1%:1/10w	
197	1633 2201	Resistor - 2.2 Ω \pm 1% 1/10W	
198	1633 2700	Chip Resistor - 270 Ω 1/10w	
199	1633 3600	Resistor - 360 Ω : \pm 1%:1/10w	
200	1633 3741	Resistor - 3.7K Ω \pm 5% 1/10W	
201	1633 3901	Resistor - 3.9 Ω \pm 1% 1/10W	
202	1633 5100	Resistor - 510 Ω \pm 1%1/10W	
203	1633 6040	Resistor - 604 Ω \pm 5% 1/10W	
204	1633 6800	Resistor - 680 Ω \pm 1% 1/10W	
205	1633 7500	Resistor - 750 Ω \pm 5% 1/10W	
206	1633 8870	Resistor - 887 Ω \pm 5% 1/10W	
207	1633 9101	Resistor - 9.1K Ω 1/10W	
208	1640 1101	Capacitor - 100 μ F- \pm 20% 16V	
209	1640 2470	Capacitor - 47 μ F \pm 20% 25V	
210	1640 3101	Capacitor - 100 μ F \pm 20% 35V	
211	1640 5100	Capacitor - 10 μ F+20% 35V	
212	1644 5479	Capacitor - 4.7 μ F \pm 20% 50V	
213	1660 2151	Capacitor - 150pF \pm 20% 35V	
214	1660 2220	Capacitor - 22pF \pm 20% 35V	
215	1660 2270	Capacitor - 27pF \pm 20% 35V	
216	1660 2331	Capacitor - 330pF \pm 5% 50V	
217	1660 2471	Capacitor - 470pF - \pm 5% - 50V	
218	1660 3101	Capacitor - 100pF 50V	
219	1660 3102	Capacitor - 1000pF \pm 5% 50V	
220	1660 5103	Capacitor - 10000pF \pm 10% 50V	


25.Decal And Document (C231)

<p>1</p> 	<p>2</p>  <p>3</p> 	<p>4</p> 		
<p>5</p> 	<p>6</p> 			
<p>7</p> 	<p>8</p> 	<p>9</p> 	<p>10</p> 	
<p>11</p> 	<p>12</p> 	<p>13</p> 	<p>14</p> 	

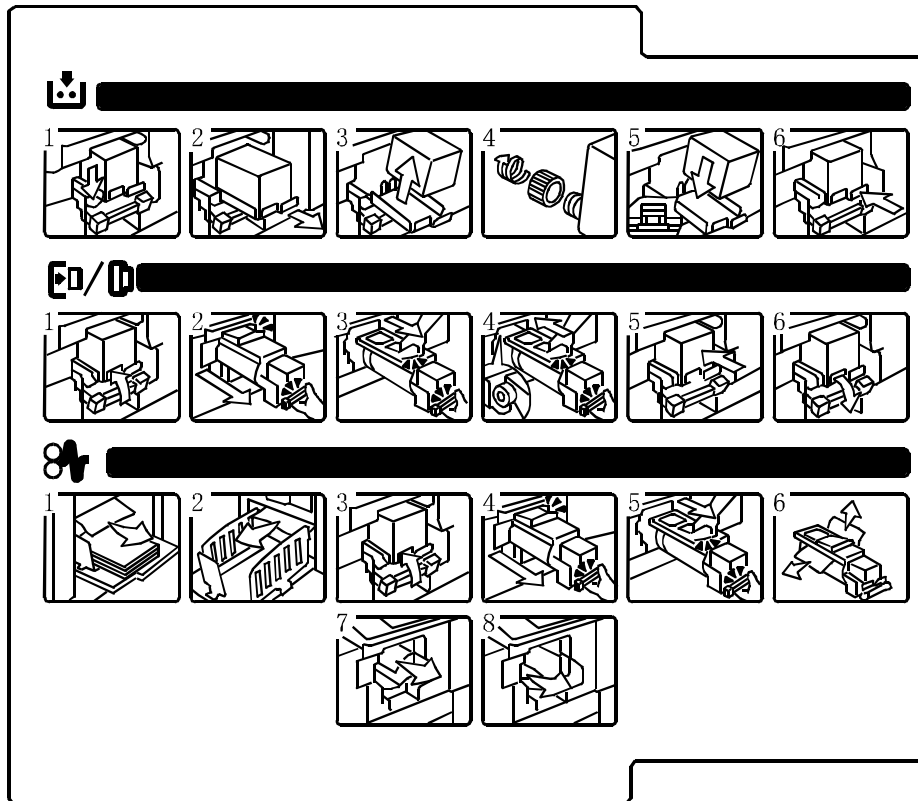
15




16



17




18



19

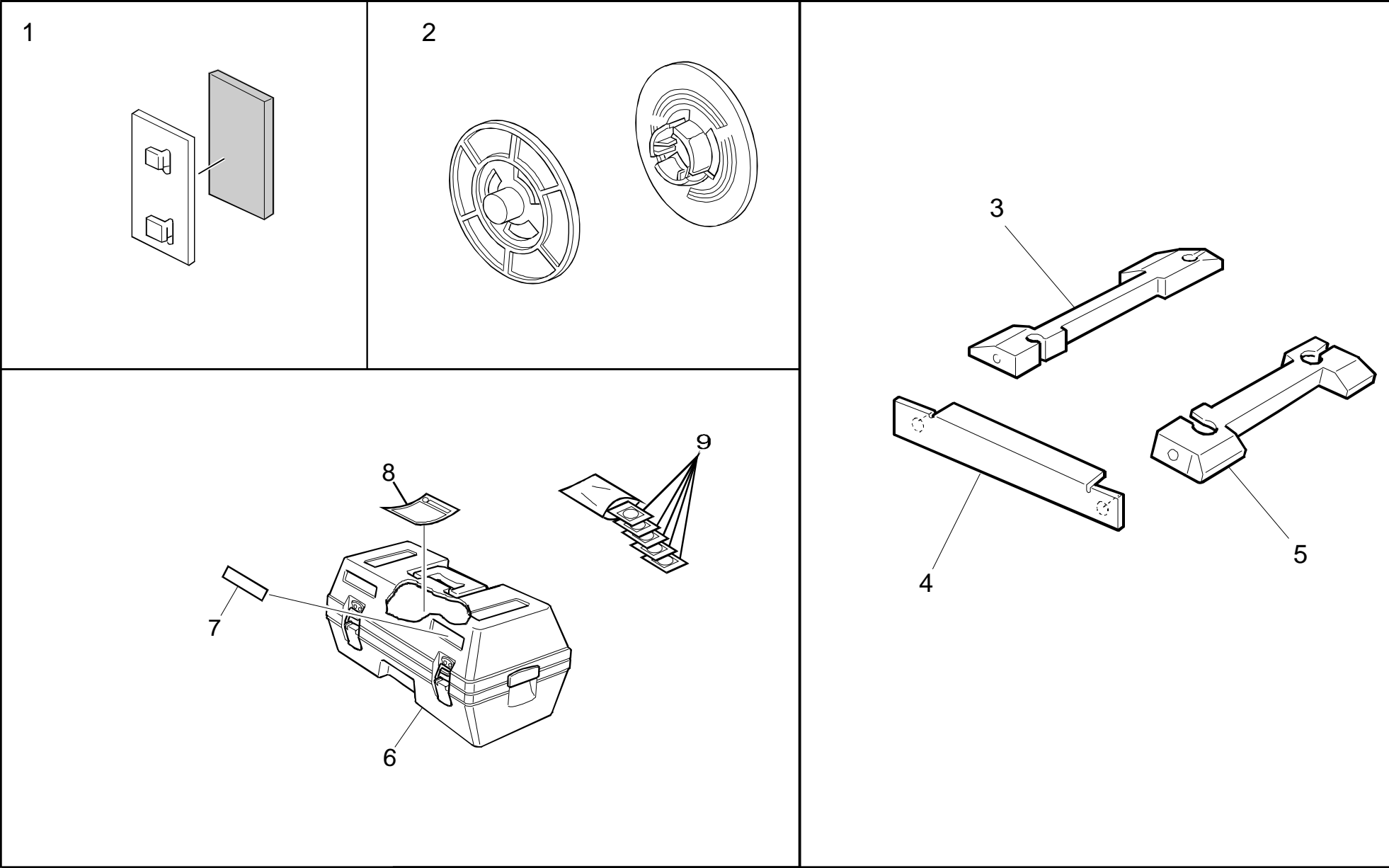


25.Decal And Document (C231)

Index No.	Part No.	Description	Q'ty Per Assembly
1	C217 2529	Decal - Ink Supply	1
2	C226 3305	Decal - Front Original Set	1
3	C226 3306	Decal - Rear Original Set	1
4	C231 1302	Decal - Paper Exit Pawl	1
4	C231 1312	Decal - Paper Exit Pawl	1
5	C231 1303	Decal - Scanner Open	1
6	C231 5660	Decal - Master Set	1
7	C231 1313	Decal - Scanner Open	1
8	C231 1971	Left Decal - Plotter Cover	1
9	C231 1972	Right Decal - Plotter Cover	1
10	C231 2519	Decal - Drum Replace	1
10	C231 2529	Decal - Drum Replace (Chinese)	1
11	C231 2934	Decal - Paper Feed Pressure	1
12	C231 2995	Decal - Side Fence	1
13	C231 2996	Decal - Paper Set	1
14	C231 2997	Decal - Paper Level	1
15	C231 2998	Decal - Paper Size	1
16	C231 8606	Operating Instructions - Chinese	1
16	C231 8607	Operating Instructions - English NA	1
16	C231 8608	Operating Instructions - English AA	1
16	C231 8690	Operating Instructions - English EU	1
17	C231 1301	Ink Supply Sheet	1
17	C231 1311	Ink Supply Sheet (Chinese)	1
18	C229 1359	Caution Decal	1
19	A153 6409	Decal - Keytop Cover (GES)	1
19	C225 2866	Decal - Keytop Cover (REX)	1
19	C225 2867	Decal - Keytop Cover (NSA)	1
			

Index No.	Part No.	Description	Q'ty Per Assembly

26. Accessories And Special Tools (C231)



26.Accessories And Special Tools (C231)

Index No.	Part No.	Description	Q'ty Per Assembly
1	C225 5020	Side Fence Pad	2
2	C231 2242	Master Flange	2
3	A682 6167	Rear Stand	1
4	A682 6170	Stand Fixing Plate	1
5	A682 6166	Front Stand	1
6	C583 1000	Optioin Drum Case Ass'y	1
7	C583 1265	Decal - Drum Modeol LG	1
7	C584 1265	Decal - Drum Modeol B4	1
7	C585 1265	Decal - Drum Modeol A4	1
8	C583 1255	Decal - Drum Position	1
9	C526 2251	Drum Decal - Red	1
9	C526 2252	Drum Decal - Blue	1
9	C526 2253	Drum Decal - Green	1
9	C526 2254	Drum Decal - Brown	1
9	C526 2259	Drum Decal - Blank	1

Index No.	Part No.	Description	Q'ty Per Assembly

PARTS INDEX

PM Parts Index

Section Name	Part No.	Description in Service Manual	Description in Parts Catalog	Q'ty Per Assembly	Page and Index No
Plotter Unit 1 (C231)	C231 2104	Platen Roller Expected life 6K mast	Platen Roller - B4	1	25- 17
	C231 2105	Platen Roller Expected life 6K mast	Platen Roller - A4	1	25- 17
Paper Registration (C231)	C231 2831	Paper Feed Roller	Paper Feed Roller	2	23- 12
Paper Feed Section (C231)	C231 2905	Friction Pad	Friction Pad Ass'y	1	21- 29
Press Roller Section (C231)	C231 3050	Press roller	Pressure Roller Ass'y - B4	1	29- 14
	C231 3052	Press roller	Pressure Roller Ass'y - A4	1	29- 14
Vacuume Fan Unit (C231)	C231 3878	Paper Delivery Transport Belts	Transport Belt	2	37- 3
Drum Unit 2 (C231)	C231 2305	Cloth Screen	Cloth Screen - A4	1	33- 16
	C231 2304	Cloth Screen	Cloth Screen - LG	1	33- 16
	C231 2303	Cloth Screen	Cloth Screen - B4	1	33- 16

Part No.	Description	Page and Index No.
C231 1056	Base Cover	51- 18
C231 1057	Rubber Foot	51- 17
C231 1061	Grip	45- 16
C231 1061	Grip	51- 20
C231 1064	Left Rear Guide - Grip	45- 24
C231 1065	Right Rear Guide - Grip	45- 18
C231 1067	Front Guide Bracket	51- 19
C231 1068	Rear Guide Bracket	45- 15
C231 1071	Front Left Guide	47- 15
C231 1072	Front Right Guide	47- 24
C231 1150	Main Motor Bracket	43- 16
C231 1154	Drive Support Plate	43- 14
C231 1156	Adjust Tightner	43- 18
C231 1160	Drum Drive Gear Unit	43- 10
C231 1172	Drum Drive Side Plate	43- 7
C231 1173	Gear Stopper	43- 4
C231 1174	Gear Spring	43- 6
C231 1175	Adjust Stopper	43- 13
C231 1180	Timing Belt - 130S3M588UG	43- 8
C231 1200	Front Cover Ass'y (RIC-LG)	7- 15
C231 1202	Right Cover Ass'y	7- 13
C231 1209	Magnet Catch Bracket Ass'y	7- 14
C231 1212	Front Cover Ass'y (RIC-A4)	7- 15
C231 1213	Front Cover Ass'y (RIC-B4)	7- 15
C231 1214	Front Cover Ass'y (RIC-B4)(Chinese)	7- 15
C231 1216	Front Cover Ass'y (GES/SVN LG)	7- 15
C231 1217	Front Cover Ass'y (NRG)	7- 15
C231 1218	Front Cover Ass'y (GES B4)	7- 15
C231 1219	Front Cover Ass'y (GES 5000)(Chinese)	7- 15
C231 1221	Front Cover Ass'y (GES 5001)(Chinese)	7- 15
C231 1251	Front Cover (NA)	7- 9
C231 1254	Lower Cover - Operation Panel	7- 1
C231 1256	Front Door Assy (LG)	7- 5
C231 1258	Rear Upper Cover	7- 11
C231 1261	Front Cover (EU)	7- 9

Part No.	Description	Page and Index No
C231 1265	Front Door Ass'y (A4)	7- 5
C231 1268	Front Door Ass'y - B4	7- 5
C231 1271	Front Cover (Chinese)	7- 9
C231 1272	Lower Cover - Operation Panel (Chinese)	7- 1
C231 1274	Front Door Ass'y	7- 5
C231 1281	Front Door Ass'y (Chinese)	7- 5
C231 1301	Ink Supply Sheet	57- 17
C231 1302	Decal - Paper Exit Pawl	57- 4
C231 1303	Decal - Scanner Open	7- 2
C231 1303	Decal - Scanner Open	57- 5
C231 1311	Ink Supply Sheet (Chinese)	57- 17
C231 1312	Decal - Paper Exit Pawl	57- 4
C231 1313	Decal - Scanner Open	57- 7
C231 1321	Model Name Plate - 5306L	7- 16
C231 1322	Model Name Plate - CP306L	7- 16
C231 1323	Model Name Plate - 1224L	7- 16
C231 1324	Model Name Plate - 5306	7- 16
C231 1325	Model Name Plate - 1224	7- 16
C231 1326	Model Name Plate - CP306	7- 16
C231 1327	Model Name Plate - 5306B	7- 16
C231 1328	Model Name Plate - 3150DNP	7- 16
C231 1330	Model Name Plate - 5000	7- 16
C231 1331	Model Name Plate - 5001	7- 16
C231 1340	Left Scanner Cover	7- 3
C231 1350	Connector Cap	7- 10
C231 1355	Connector Bracket	45- 27
C231 1356	Rear Cover Bracket	45- 2
C231 1362	Rear Cover	7- 12
C231 1363	Upper Bracket - Rear Cover	45- 6
C231 1364	Right Bracket - Rear Cover	45- 1
C231 1365	Lower Bracket - Rear Cover	45- 19
C231 1370	Power Supply Cord Cover	45- 22
C231 1375	Power Supply Cord Bracket	45- 23
C231 1385	Safety Switch Bracket Ass'y	7- 7
C231 1387	Magnet Film	7- 17

Part No.	Description	Page and Index No.
C231 1388	Operation Panel Bracket	47- 11
C231 1390	Upper Hinge	7- 4
C231 1391	Lower Hinge	7- 8
C231 1395	Left Upper Bracket	47- 9
C231 1396	Right Upper Bracket	47- 28
C231 1397	Right Lower Bracket	47- 25
C231 1397	Right Lower Bracket	47- 31
C231 1398	Left Lower Bracket	47- 18
C231 1451	Operation Panel Ass'y (NA)	9- 1
C231 1452	Operation Panel Ass'y (EU)	9- 1
C231 1453	Operation Panel Ass'y (Chinese)	9- 1
C231 1454	Operation Panel Ass'y - Zoom (Chinese)	9- 1
C231 1490	Cover - Behind	9- 2
C231 1491	Key Sheet - Behind (NA)	9- 3
C231 1492	Key Sheet - Center (NA)	9- 5
C231 1493	Key Sheet - Autocycle (NA)	9- 6
C231 1494	Key Sheet - Start (NA)	9- 7
C231 1495	Key Sheet - Stop (NA)	9- 8
C231 1496	Key Sheet - Behind (EU)	9- 3
C231 1497	Key Sheet - Center (EU)	9- 5
C231 1498	Key Sheet - Autocycle (EU)	9- 6
C231 1499	Key Sheet - Start (EU)	9- 7
C231 1500	Key Sheet - Stop (EU)	9- 8
C231 1501	Key Sheet - Behind (Chinese)	9- 3
C231 1502	Key Sheet - Center (Chinese)	9- 5
C231 1503	Key Sheet - Autocycle (Chinese)	9- 6
C231 1504	Key Sheet - Start (Chinese)	9- 7
C231 1505	Key Sheet - Stop (Chinese)	9- 8
C231 1506	Key Sheet - Behind - Zoom (Chinese)	9- 3
C231 1652	Rear Lock Lever Bracket	15- 21
C231 1653	Upper Stopper	17- 5
C231 1654	Lower Stopper	17- 3
C231 1655	Stopper Bracket	29- 27
C231 1661	Insulating Sheet - Right	15- 10
C231 1662	Insulating Sheet - Middle	15- 33

Part No.	Description	Page and Index No.
C231 1663	Insulating Sheet - Left	15- 32
C231 1950	Joint Pin	25- 21
C231 1955	Joint Stay	25- 20
C231 1961	Front Spring	25- 5
C231 1962	Rear Spring	25- 7
C231 1971	Left Decal - Plotter Cover	57- 8
C231 1972	Right Decal - Plotter Cover	57- 9
C231 1991	Right Plotter Stay	23- 20
C231 1995	Left Stay	29- 9
C231 2010	Plotter Rear Plate	27- 21
C231 2020	Plotter Front Plate	27- 27
C231 2025	Plotter Bottom Plate	27- 26
C231 2026	Thermal Head Base	27- 14
C231 2030	Rear Release Plate	25- 8
C231 2036	Plotter Release Lever	25- 15
C231 2037	Release Lever Knob	25- 16
C231 2039	Lock Lever Spring	25- 14
C231 2040	Front Release Plate	25- 4
C231 2044	Plotter Cover Ass'y	25- 2
C231 2046	Tension Roller Guide	25- 3
C231 2049	Antistatic Brush Ass'y	25- 1
C231 2052	Master Position Plate	27- 8
C231 2054	Position Spring	27- 10
C231 2055	Master Edge Position Bracket	27- 30
C231 2063	Rear Brake Lever	27- 9
C231 2065	Brake Roller Spring	27- 7
C231 2073	Front Brake Lever	27- 6
C231 2076	Brake Roller	27- 5
C231 2083	Lower Guide Plate Ass'y	27- 2
C231 2084	Lower Guide Plate Ass'y	27- 4
C231 2085	Upper Guide Plate	27- 1
C231 2092	Thermal Head Guide	27- 17
C231 2094	Guide Sheet	27- 28
C231 2095	Master Guide Plate	27- 18
C231 2104	Platen Roller - B4	25- 17

Part No.	Description	Page and Index No.
C231 2105	Platen Roller - A4	25- 17
C231 2106	Ball Bearing - 6x13.5	25- 13
C231 2108	Lower Platen Cover	25- 18
C231 2112	Tension Roller - B4	25- 6
C231 2113	Tension Roller A4	25- 6
C231 2133	Platen Gear - 1	27- 23
C231 2134	Platen Gear - 2	27- 22
C231 2142	Platen Roller Gear	25- 11
C231 2144	Idler Gear	25- 10
C231 2145	Tension Roller Gear	25- 9
C231 2151	Thermal Head - B4	27- 11
C231 2156	Middle Spring	27- 13
C231 2157	Side Spring	27- 12
C231 2210	Rear Master Holder - B4	25- 26
C231 2211	Rear Master Holder - A4	25- 26
C231 2220	Front Master Holder - B4	25- 27
C231 2221	Front Master Holder (A4)	25- 27
C231 2230	Brake Shoe	27- 20
C231 2234	Brake Pad	27- 29
C231 2242	Master Flange	59- 2
C231 2242	Master Flange	25- 12
C231 2271	Cutter Unit	25- 19
C231 2273	Sensor Bracket	27- 24
C231 2275	Connector Bracket	25- 22
C231 2277	Master Sensor Bracket	27- 16
C231 2283	Antistatic Brush	27- 3
C231 2300	Drum Unit (EU)	31- *
C231 2301	Drum Unit (NA)	31- *
C231 2303	Cloth Screen - B4	33- 16
C231 2304	Cloth Screen - LG	33- 16
C231 2305	Cloth Screen - A4	33- 16
C231 2310	Drum Unit (Chinese)	31- *
C231 2360	Left Drum Flange (B4)	33- 8
C231 2362	Right Drum Flange (B4)	33- 10
C231 2364	Left Drum Flange (A4)	33- 8

Part No.	Description	Page and Index No
C231 2366	Right Drum Flange (A4)	33- 10
C231 2368	Shielding Plate	33- 15
C231 2369	Drum Drive Gear	33- 11
C231 2370	Spacer (A4/LG)	33- 9
C231 2372	Metal Screen - B4	33- 20
C231 2374	Seal (B4)	33- 21
C231 2375	Metal Screen - LG	33- 20
C231 2377	Metal Screen - A4	33- 20
C231 2379	Seal (A4/LG)	33- 21
C231 2383	Sensor Sheet	33- 19
C231 2384	Seale	31- 20
C231 2388	Front Holder (B4)	33- 17
C231 2389	Rear Holder (B4)	33- 18
C231 2390	Front Holder (A4)	33- 17
C231 2391	Rear Holder (A49)	33- 18
C231 2395	Holder	33- 13
C231 2396	Stopper	33- 12
C231 2397	Left Collar	35- 23
C231 2398	Spacer (A4/LG)	35- 22
C231 2402	Clamper Base	33- 3
C231 2405	Clamper Holder	33- 7
C231 2406	Clamper Shaft	33- 5
C231 2407	Master Eject Pawl	33- 2
C231 2411	Rear Sensor Sheet	33- 33
C231 2412	Friction Sheet - 214.5x25mm - B4	33- 32
C231 2413	Friction Sheet - 17.5x25mm - B4	33- 31
C231 2414	Friction Sheet - 194x25mm A4/LG	33- 34
C231 2415	Drum Clamper Ass'y	33- 1
C231 2423	Ink Pump Ass'y	35- 1
C231 2428	Valve	35- 37
C231 2430	Pump Bracket	35- 6
C231 2435	Worm Wheel	35- 4
C231 2437	Pump Drive Gear	35- 2
C231 2450	Ink Roller - B4	35- 12
C231 2456	Ink Roller - A4	35- 12

Part No.	Description	Page and Index No.
C231 2458	Doctor Roller - B4	35- 13
C231 2459	Doctor Roller - A4	35- 13
C231 2460	Roller Drive Gear	35- 34
C231 2463	Drum Stay (B4)	35- 11
C231 2464	Drum Stay (A4)	35- 11
C231 2465	Drum Sub Stay (B4)	35- 14
C231 2466	Drum Sub Stay (A4)	35- 14
C231 2470	Ink Sensor Stay	35- 10
C231 2471	Ink Sensor	35- 9
C231 2481	Drum Shaft - B4	35- 8
C231 2483	Joint Rubber	35- 33
C231 2484	Bushing Holder	35- 32
C231 2485	Joint	35- 31
C231 2487	Drum Shaft - A4	35- 8
C231 2495	Left Holder - Ink Roller	35- 21
C231 2504	Drum Frame	31- 34
C231 2507	Left Drum Stay (Chinese)	31- 31
C231 2507	Drum Frame (Chinese)	31- 34
C231 2519	Decal - Drum Replace	31- 37
C231 2519	Decal - Drum Replace	57- 10
C231 2520	Left Side Plate	33- 4
C231 2521	Right Side Plate	33- 14
C231 2524	Left Drum Stay	31- 31
C231 2525	Right Drum Stay	31- 30
C231 2526	Drum Grip	31- 32
C231 2529	Decal - Drum Replace (Chinese)	31- 37
C231 2529	Decal - Drum Replace (Chinese)	57- 10
C231 2530	Left Arm	31- 14
C231 2531	Right Arm	31- 10
C231 2532	Pin	31- 23
C231 2533	Stepped Screw	31- 19
C231 2534	Lower Drum Grip	31- 16
C231 2535	Arm Pin	31- 13
C231 2536	Slyder	31- 17
C231 2538	Connector Bracket	31- 21

Part No.	Description	Page and Index No
C231 2541	Stopper Bracket	33- 24
C231 2542	Stopper	33- 23
C231 2543	Harness Cover	31- 18
C231 2544	Stopper Spring	33- 22
C231 2550	Ink Holder	31- 2
C231 2551	Ink Holder Slyder	31- 4
C231 2552	Shoulder Screw - M4	31- 1
C231 2553	Left Rail - Ink Holder	31- 7
C231 2554	Right Rail - Ink Holder	31- 8
C231 2555	Slyder Guide	31- 5
C231 2556	Ink Release Lever	31- 11
C231 2558	Release Lever Holder	33- 29
C231 2559	Spring	31- 6
C231 2560	Lever Spring	31- 12
C231 2561	Slider Guide Left	31- 3
C231 2565	Ink Cartridge Joint	33- 28
C231 2570	Decal - Ink Release Lever	31- 15
C231 2571	Release Lever	31- 9
C231 2601	Drum Stay	29- 7
C231 2605	Left Positioning Pin	29- 30
C231 2607	Right Positioning Pin	29- 28
C231 2611	Connector Bracket	47- 20
C231 2760	Upper Registration Arm	21- 4
C231 2761	Sensor Sheet	21- 30
C231 2762	Regist Sensor Sheet	21- 31
C231 2764	Lower Registration Roller Ass'y	21- 13
C231 2765	Pressure Shaft	21- 3
C231 2766	Pressure Pin	21- 2
C231 2770	Pressuer Arm	21- 10
C231 2774	Bearing Holder Arm	21- 14
C231 2781	Paper Table Shaft	21- 16
C231 2785	Motor Bracket	43- 2
C231 2786	Lift Gear	21- 19
C231 2790	Front Paper Table Rack	19- 6
C231 2794	Sensor Actuator	19- 47

Part No.	Description	Page and Index No.
C231 2796	Rear Paper Table Rack	19- 11
C231 2800	Paper Table Lift Bracket	19- 3
C231 2805	Talbe Lift Slider	19- 4
C231 2806	Table Position Feeler	19- 12
C231 2807	Upper Registration Roller	21- 1
C231 2810	Paper Table Spring	19- 2
C231 2812	Paper Lift Cover	21- 22
C231 2815	Rack Spacer	19- 10
C231 2817	Front Paper Feed Stay	21- 21
C231 2820	Feed Roller Position Feeler	23- 14
C231 2825	Sensor Bracket	19- 14
C231 2831	Paper Feed Roller	23- 12
C231 2841	Roller Shaft	23- 19
C231 2845	Roller Shaft	23- 18
C231 2847	Pulley	23- 16
C231 2850	Feed Arm	23- 13
C231 2851	Arm Stopper	23- 10
C231 2855	Clutch Bracket	43- 12
C231 2860	Feed Timing Belt	23- 17
C231 2865	Arm Retainer	23- 11
C231 2867	Pressure Spring	21- 9
C231 2871	Motor Bracket	47- 10
C231 2873	Registration Motor Ass'y	47- 12
C231 2881	Guide Plate	21- 7
C231 2882	Front Guide Plate Bracket	21- 12
C231 2883	Rear Guide Plate Bracket	21- 11
C231 2890	Sensor Bracket	21- 6
C231 2892	Adjusting Screw	21- 24
C231 2893	Screw Holder	21- 23
C231 2896	Separation Adjuster	21- 20
C231 2897	Separation Spring Holder	21- 26
C231 2898	Separation Spring	21- 27
C231 2905	Friction Pad Ass'y	21- 29
C231 2907	Paper Feed Stay	23- 9
C231 2908	Sensor Bracket	23- 8

Part No.	Description	Page and Index No
C231 2916	Paper Feed Lever	23- 1
C231 2917	Spring - Paper Feed Pressure	23- 6
C231 2918	Spring - Paper Feed Lever	23- 4
C231 2919	Paper Pressure Plate	23- 2
C231 2922	Pressure Roller	23- 3
C231 2926	Separation Bracket	21- 25
C231 2934	Decal - Paper Feed Pressure	23- 23
C231 2934	Decal - Paper Feed Pressure	57- 11
C231 2936	Spring Anchor	23- 7
C231 2938	Lever Knob	23- 5
C231 2939	Stay Cover	23- 22
C231 2940	Paper Feed Table Ass'y	19- 21
C231 2944	Decal - Paper Feed Pressure (Chinese)	23- 23
C231 2947	Base Ass'y	19- 37
C231 2951	Front Stay	19- 33
C231 2952	Rear Stay	19- 24
C231 2956	Base Cover	19- 34
C231 2960	Front Arm	19- 36
C231 2961	Rear Arm	19- 35
C231 2964	Table Adjuster	19- 25
C231 2965	Core	19- 45
C231 2970	Lock Shaft	19- 32
C231 2971	Lock Cam	19- 41
C231 2973	Lock Knob	19- 26
C231 2980	Side Fence	19- 18
C231 2981	Side Fence Lack	19- 27
C231 2983	Spacer	19- 28
C231 2985	Spring	19- 30
C231 2986	Sensor Bracket	19- 15
C231 2990	Magnet Catch Holder	19- 23
C231 2991	Magnet Catch Bracket	23- 21
C231 2995	Decal - Side Fence	57- 12
C231 2996	Decal - Paper Set	57- 13
C231 2996	Decal - Paper Set	19- 42
C231 2997	Decal - Paper Level	19- 40

Part No.	Description	Page and Index No.
C231 2997	Decal - Paper Level	57- 14
C231 2997	Decal - Paper Level	19- 22
C231 2998	Decal - Paper Size	57- 15
C231 3050	Pressure Roller Ass'y - B4	29- 14
C231 3052	Pressure Roller Ass'y - A4	29- 14
C231 3100	Left Side Plate	29- 29
C231 3103	Right Side Plate	29- 26
C231 3110	Left Arm	29- 16
C231 3113	Right Arm	29- 17
C231 3116	Stopper Bracket	29- 19
C231 3117	Pressure Roller Stopper	29- 18
C231 3120	Left Spring Anchor	29- 32
C231 3123	Right Spring Anchor	29- 21
C231 3126	Pressure Spring Screw	29- 12
C231 3127	Pressure Spring Nut	29- 10
C231 3130	Left Solenoid Ass'y	29- 33
C231 3131	Left Bracket	29- 35
C231 3134	Right Solenoid Ass'y	29- 25
C231 3135	Right Bracket	29- 24
C231 3137	Release Spring	29- 23
C231 3140	Pressure Spring - B4	29- 13
C231 3141	Pressure Spring - A4	29- 13
C231 3458	Front Bracket	41- 31
C231 3466	Slide Rail	41- 7
C231 3468	Rear Bracket	41- 38
C231 3470	Unit Base	41- 20
C231 3473	Air Knife Bracket	41- 26
C231 3476	Unit Stay	41- 10
C231 3479	Spring Plate	41- 6
C231 3481	Upper Eject Roller	41- 18
C231 3482	Lower Eject Roller	41- 19
C231 3485	Sensor Bracket	41- 11
C231 3486	Bushing	41- 29
C231 3487	Pressure Spring	41- 30
C231 3489	Lower Roller Gear	41- 28

Part No.	Description	Page and Index No.
C231 3491	Timing Belt - S2M 71Z	41- 32
C231 3492	Large Pulley	41- 33
C231 3493	Coupled Gear - Large	41- 39
C231 3494	Gear - Upper Roller	41- 40
C231 3501	Pressure Plate	41- 14
C231 3502	Pressure Plate Shaft	41- 13
C231 3503	Front Stay	41- 15
C231 3504	Rear Stay	41- 16
C231 3505	Position Sensor Feeler	41- 34
C231 3508	Pressure Spring	41- 17
C231 3510	Master Eject Box	41- 4
C231 3512	Eject Box Cover	41- 2
C231 3513	Stepped Screw	41- 3
C231 3514	Box Grip	41- 1
C231 3516	Worm Wheel	41- 8
C231 3518	First Gear	41- 43
C231 3519	Second Gear	41- 42
C231 3526	Connector Bracket	51- 14
C231 3531	Inner Slide Rail	51- 10
C231 3532	Outer Slide Rail	51- 9
C231 3533	Slide Rail Stopper	41- 9
C231 3541	Unit Cover	41- 5
C231 3545	Housing Bracket	41- 22
C231 3551	Lower Stay - Master Eject	51- 12
C231 3553	Slide Rail Bracket	51- 11
C231 3565	Motor Bracket	41- 36
C231 3800	Paper Delivery Unit	37- *
C231 3851	Delivery Duct	37- 9
C231 3852	Fan Bracket	37- 10
C231 3871	Drive Roller	37- 4
C231 3872	Drive Roller	37- 7
C231 3874	Drive Shaft	37- 2
C231 3875	Drive Pulley	37- 5
C231 3877	Driven Shaft	37- 8
C231 3878	Transport Belt	37- 3

Part No.	Description	Page and Index No.
C231 3879	Timing Belt	37- 6
C231 3880	Paper Delivery Stay	51- 3
C231 3881	Front Bracket	51- 4
C231 3882	Rear Bracket	51- 8
C231 3883	Front Lower Bracket	51- 15
C231 3884	Rear Lower Bracket	51- 16
C231 3885	Long Antistatic Brush	51- 2
C231 3886	Short Antistatic Brush	51- 1
C231 4050	Clamp Bracket	45- 8
C231 4055	Clamp Rack	45- 10
C231 4057	Sensor Feeler	45- 9
C231 4060	Feed Clamp Lever	45- 4
C231 4061	Eject Clamp Lever	45- 7
C231 4062	Drum Positioning Guide	45- 13
C231 4065	Clamp Drive Side Plate	43- 23
C231 4201	Paper Delivery Table Ass'y	39- *
C231 4352	Air Knife Duct	41- 23
C231 4390	Bottom Plate	39- 10
C231 4391	Front Lower Guide	39- 21
C231 4392	Rear Lower Guide	39- 6
C231 4393	Front Lower Guide (Chinese)	39- 21
C231 4394	Rear Lower Guide (Chinese)	39- 6
C231 4401	Front Stay	39- 13
C231 4402	Rear Stay	39- 9
C231 4404	Front Side Fence	39- 8
C231 4405	Rear Side Fence	39- 7
C231 4406	End Plate Fence	39- 2
C231 4407	Side Fence Case	39- 5
C231 4408	Side Fence Grip	39- 3
C231 4409	Support Plate	39- 14
C231 4410	End Plate Bracket	39- 4
C231 4413	Delivery Table Spring	39- 15
C231 4414	Lower Side Fence Pin	39- 18
C231 4415	Upper Side Fence Pin	39- 19
C231 4416	End Plate Case	39- 1

Part No.	Description	Page and Index No.
C231 4419	End Plate Pin	39- 17
C231 4420	Slider Spring Plate	39- 11
C231 4421	Slider Cover	39- 12
C231 4425	End Plate Sheet	39- 22
C231 4432	Front Hinge	51- 5
C231 4438	Stepped Screw	51- 6
C231 4441	Rear Hinge	51- 7
C231 4481	Drive Arm	29- 3
C231 4482	Exit Pawl Shaft	29- 1
C231 4483	Roller Bracket	29- 4
C231 4485	Roller Bracket	29- 5
C231 4487	Shaft Bracket	29- 31
C231 5008	Powersupply Cord - 115V	45- 25
C231 5009	Power Supply Cord - 230V	45- 25
C231 5011	Power Supply Cord (Chinese)	45- 25
C231 5100	MPU Board	45- 33
C231 5100	MPU Board	55- *
C231 5101	Main Motor Control Board	45- 17
C231 5105	IC131 - Main Rom - 1MX8 150NS	55- 1
C231 5107	IC122 - Feed Rom - 512K X8 150NS	55- 2
C231 5122	Noise Filter Board - 115V	45- 21
C231 5123	Noise Filter Board - 230V	45- 21
C231 5125	Operation Panel Board	9- 29
C231 5140	IC - LC27025B-MC7	55- 8
C231 5200	DC Main Harness	45- 32
C231 5201	AC Main Harness	47- 3
C231 5210	Eject Unit Relay Harness	51- 13
C231 5213	Drum Relay Harness	47- 21
C231 5217	Motor Relay Harness	49- 8
C231 5220	Sensor Relay Harness - ADF	49- 7
C231 5222	Operation Panel Harness	49- 6
C231 5225	Operation Panel Harness	45- 12
C231 5227	Relay Harness	19- 44
C231 5228	Scanner Unit Harness	45- 34
C231 5229	Paper Feed Harness	19- 46

Part No.	Description	Page and Index No.
C231 5240	Plotter Harness	25- 28
C231 5243	Cover Sensor Relay Harness	25- 24
C231 5250	Drum Relay Harness	31- 22
C231 5251	Relay Harness - Ink Pump	35- 41
C231 5252	Relay Harness - Ink Pump	35- 41
C231 5253	Ink Sensor Harness	35- 24
C231 5256	Grounding Wire	31- 36
C231 5257	Jumper Wire	31- 35
C231 5260	Relay Harness	19- 17
C231 5266	Paper Table Relay Harness	23- 26
C231 5272	Paper Delivery Harness	37- 13
C231 5280	Eject Unit Harness	41- 41
C231 5300	Power Supply Unit	47- 16
C231 5600	MPU Base	49- 11
C231 5606	MPU Cover	45- 29
C231 5607	Scanner Switch Bracket	49- 12
C231 5610	Sensor Bracket	29- 20
C231 5611	Sensor Bracket	29- 11
C231 5612	Sensor Bracket	29- 8
C231 5613	Grounding Plate	49- 25
C231 5620	Upper Left Bracket	47- 19
C231 5621	Middle Left Bracket	47- 22
C231 5622	Lower Left Bracket	47- 23
C231 5623	Insulating Sheet	47- 17
C231 5630	Noise Filter Bracket	45- 20
C231 5650	Switch Bracket	47- 2
C231 5652	Interlock Switch Bracket	47- 33
C231 5660	Decal - Master Set	57- 6
C231 5660	Decal - Master Set	45- 28
C231 5670	Cord Bracket	45- 26
C231 5685	Door Switch Bracket	47- 8
C231 5690	Push Switch Bracket	47- 26
C231 5810	Paper Delivery Motor - DC24V	37- 1
C231 5841	Stepper Motor - Dc24v	27- 19
C231 5880	Air Knife Fan	37- 11

Part No.	Description	Page and Index No
C231 5880	Air Knife Fan	41- 24
C231 5890	Main Motor - DC24V	43- 17
C231 6001	Upper Left Stay	49- 5
C231 6002	Left Stay Cover	49- 4
C231 6005	Front Scanner Bracket	49- 2
C231 6007	Rear Foxing Bracket	49- 18
C231 6009	Rear Lock Bracket	45- 3
C231 6011	Front Harness Cover	45- 30
C231 6012	Rear Harness Cover	45- 31
C231 6013	Holder Bracket - Front Right	49- 10
C231 6014	Gear Bracket	49- 3
C231 6015	Holder Bracket - Front	49- 9
C231 6016	Holder Bracket - Rear	49- 13
C231 6017	Front Lock Bracket	19- 1
C231 6020	Front Support Plate	49- 1
C231 8606	Operating Instructions - Chinese	57- 16
C231 8607	Operating Instructions - English NA	57- 16
C231 8608	Operating Instructions - English AA	57- 16
C231 8690	Operating Instructions - English EU	57- 16

Part No.	Description	Page and Index No.
AA08 2047	Bushing - 8x16x7	37- 12
AG07 0004	Magnetic Catch	25- 25
AG07 1010	Magnet Catch	47- 7
AW01 0076	Photosensor - PS-117D1	37- 14
AW01 0076	Photosensor - PS-117D1	19- 16
AW02 0021	Photointerruptor - 175487-3	15- 19
AW02 0075	Photointerrupter	27- 25
AW02 0075	Photointerrupter	29- 38
AW02 0075	Photointerrupter	41- 35
AW02 0075	Photointerrupter	43- 22
AW02 0075	Photointerrupter	23- 25
AW02 0075	Photointerrupter	19- 13
AW50 0012	Push Switch	41- 21
AW50 0012	Push Switch	25- 23
C200 2266	Bearing Holder	21- 15
C200 2331	Gear - 20T	43- 20
C200 2332	Gear - 16T	43- 25
C200 3604	Coupled Gear - 16T & 50T	43- 21
C200 4723	Adjusting Plate - Doctor Roller	35- 26
C200 4748	Gear - 45T	35- 25
C200 4814	Bushing - 6x10x55mm	35- 5
C201 4604	Drum Rail Roller	31- 24
C201 4665	Bearing Holder	35- 40
C201 5015	Seal - M10	19- 19
C201 5051	Pinion - 24t	21- 17
C201 5125	Stepped Screw - M6	43- 3
C201 5125	Stepped Screw - M6	33- 26
C201 5125	Stepped Screw - M6	31- 29
C201 5134	Bearing Holder	43- 11
C203 5135	Bushing - 10x14x5.9	21- 18
C203 8137	Master Sensor	41- 25
C207 2005	Seal - 30	15- 9
C207 4672	Gear - 36Z	35- 39
C209 3133	Retaining Ring - M6	23- 27
C209 6168	End Fence Washer	19- 31

Part No.	Description	Page and Index No.
C209 8260	Micro Motor - Master Eject	41- 27
C209 8288	Table Down Switch	47- 27
C217 2210	Main Motor Pulley	43- 15
C217 2221	Tension Roller	43- 19
C217 2455	Key Counter Cover	47- 1
C217 2529	Decal - Ink Supply	57- 1
C217 3684	Gear - Pressure Plate	41- 44
C217 4416	Rack Guide Sleeve	45- 11
C217 4418	Cover Cap	45- 5
C217 4426	Shoulder Screw	39- 20
C217 4426	Shoulder Screw	43- 5
C217 4426	Shoulder Screw	45- 14
C217 4504	Clamper Cam	33- 30
C217 4506	Grounding Plate	35- 36
C217 4512	Side Plate	35- 20
C217 4513	Rear Side Plate	35- 42
C217 4549	Rear Clamper Spring	33- 6
C217 4555	Eject Pawl Spring	33- 25
C217 4580	Gear - Doctor Roller Drive	35- 38
C217 4581	Ink Roller Drive Gear	33- 27
C217 4598	Front Drum Blade	35- 27
C217 4599	Rear Drum Blade	35- 28
C217 5011	Friction Pad - Paper Table	19- 20
C217 5077	Feed Drive Pulley	43- 9
C217 5079	Paper Feed Magnetic Clutch	23- 29
C217 5520	Pressure Release Lever	29- 22
C217 5521	Front Lever Arm	29- 34
C217 5522	Rear Lever Arm	29- 41
C217 5523	Pressure Release Lever - Front	29- 15
C217 5608	Spring - Exit Pawl Shaft	29- 36
C217 8226	Master Eject Motor - DC24V/7.2W	43- 24
C217 8446	Photointerruptor - Master Eject	41- 12
C217 8461	Master Counter	47- 29
C217 8462	Copy Counter	47- 14
C218 2071	Safety Swtich Stopper	49- 17

Part No.	Description	Page and Index No.
C218 2173	Support Plate - Safety Switch	47- 5
C218 2173	Support Plate - Safety Switch	49- 15
C218 2185	Stepper Screw	47- 4
C218 2185	Stepper Screw	49- 16
C218 4558	Front Doctor Roller Ring	35- 15
C218 4559	Rear Doctor Roller Ring	35- 18
C218 4560	Ring Spring	35- 16
C218 4592	Front Bank Plate	35- 17
C218 4594	Rear Bank Plate	35- 19
C219 3950	Stepped Screw	47- 32
C224 2172	Safety Switch Lever	47- 6
C225 2866	Decal - Keytop Cover (REX)	7- 18
C225 2866	Decal - Keytop Cover (REX)	57- 19
C225 2867	Decal - Keytop Cover (NSA)	7- 18
C225 2867	Decal - Keytop Cover (NSA)	57- 19
C225 4052	Plotter Base Cover	25- 30
C225 5020	Side Fence Pad	59- 1
C225 5609	Exit Pawl	29- 2
C225 6013	Idle Gear	35- 3
C225 6113	Upper Pressure Spring Pin	39- 16
C226 2172	Safety Switch Lever	49- 14
C226 2740	Emblem	7- 6
C226 3011	Sector Gear	15- 1
C226 3018	Lock Lever Ass'y	15- 23
C226 3026	Rear Lever Lock Pin	15- 22
C226 3301	Original Scale	9- 12
C226 3302	Both Adhesive Tape	9- 4
C226 3305	Decal - Front Original Set	9- 18
C226 3305	Decal - Front Original Set	57- 2
C226 3306	Decal - Rear Original Set	9- 28
C226 3306	Decal - Rear Original Set	57- 3
C226 3308	Platen Cover Spacer	9- 30
C226 3320	Contact Image Sensor - B4	17- 27
C226 3331	Enging - Long	17- 19
C226 3332	Edging - Small	17- 36

Part No.	Description	Page and Index No
C226 3335	ADF Cover	9- 17
C226 3336	Connector Cover	9- 14
C226 3340	Xenon Lamp Harness	17- 35
C226 3341	Operation Panel Harness	9- 10
C226 5075	Paper Feed Stay	21- 28
C226 8008	IC - LC821031	55- 3
C226 8009	Oscilator - HC-49/U-S 13.1Mhz	55- 4
C226 8010	Ferrite Core - FPC-25-12	49- 23
C228 8030	IC - THERMAL HEAD DRIVE	55- 5
C229 1359	Caution Decal	57- 18
C229 2390	Stepped Screw	31- 26
C229 2391	Stopper Bracket	31- 28
C229 2392	Stopper Guide	31- 27
C229 2394	Spring Plate	31- 33
C229 2396	Spring Plate	31- 25
C229 2525	Bushing - Pump Drive Gear	35- 35
C229 2529	Ink Supply Motor	35- 7
C229 2615	Slide Rail Roller	29- 6
C229 2633	Stepped Screw	47- 30
C229 2633	Stepped Screw	51- 21
C229 5351	IC - UPD65640GF	55- 6
C229 5352	IC - HD6433292A53F	55- 7
C229 5803	DC Motor - 5.0W	35- 29
C229 5803	DC Motor - 5.0W	41- 37
C229 5814	DC Motor - 24V	43- 1
C229 5825	Master Sensor	27- 15
C526 2251	Drum Decal - Red	59- 9
C526 2252	Drum Decal - Blue	59- 9
C526 2253	Drum Decal - Green	59- 9
C526 2254	Drum Decal - Brown	59- 9
C526 2259	Drum Decal - Blank	59- 9
C575 3420	Standard White Sheet	13- 45
C583 1000	Optioin Drum Case Ass'y	59- 6
C583 1255	Decal - Drum Position	59- 8
C583 1265	Decal - Drum Modeol LG	59- 7

Part No.	Description	Page and Index No.
C584 1265	Decal - Drum Modeol B4	59- 7
C585 1265	Decal - Drum Modeol A4	59- 7
H004 3755	Square Bushing	15- 16
H006 2316	Spacer - Pick-up Clutch	11- 13
H006 2383	Snap Ring	15- 3
H006 2383	Snap Ring	17- 16
H012 1181	Bushing- 6mm	25- 29
H081 1046	Idler Gear - ADF Pick-up Roller	11- 26
H081 1065	Timing Belt - Idler 2	13- 26
H081 1065	Timing Belt - Idler 2	17- 18
H081 3407	Snap Ring - M2.5	11- 15
H081 3407	Snap Ring - M2.5	13- 14
H515 5018	Cover Switch - Fusing Exit	13- 29
H521 1050	Carriage - Scanner	17- 28
H521 1054	Slider - Carriage	17- 29
H521 1057	Spring - Image Sensor	17- 30
H521 1058	Base - Main	15- 8
H521 1061	Shaft - Slider	17- 26
H521 1062	Rail - Scanner	17- 20
H521 1069	Holder - Flat Cable	17- 21
H521 1071	Spring Plate	17- 17
H521 1072	Bracket - Flat Cable Holder	17- 8
H521 1073	Bushing - M10	15- 2
H521 1074	Timing Belt	17- 15
H521 1075	Bracket - Pulley - Scanner	17- 25
H521 1078	Pulley - Scanner	17- 22
H521 1079	Wire - Scanner Drive	17- 32
H521 1080	Spring - Wire	17- 34
H521 1081	Pulley - Scanner	17- 14
H521 1082	Ground Plate - Front	17- 10
H521 1085	Ground Plate - Rear	17- 9
H521 1089	Fulcrum - Scanner Unit - Rear	15- 20
H521 1090	Bracket - Lock Lever - Front	15- 24
H521 1096	Spring - Lock Lever	15- 25
H521 1099	Handle - Lock - Lever	15- 13

Part No.	Description	Page and Index No
H521 1100	Spring - CTM	15- 26
H521 1101	Spring - Center	15- 4
H521 1103	Cover - Original Tray	9- 15
H521 1104	Shading Sheet	9- 9
H521 1105	Platen Cover Ass'y	9- 11
H521 1110	Exposure Glass	9- 16
H521 1112	Bracket - Center	15- 6
H521 1115	Pin - CTM	15- 5
H521 1117	Base - Rear	15- 18
H521 1121	Roller	17- 38
H521 1122	Bracket - Wire	17- 31
H521 1124	Scale - Side	9- 13
H521 1127	Stopper - Shaft - Scanner	17- 24
H521 1130	Bracket - Harness - 1	15- 14
H521 1132	Bracket - Harness - 2	15- 15
H521 1142	Pin - Stopper	17- 4
H521 1143	Spring - Stopper	17- 1
H521 1144	Pin - CTM - Long	15- 27
H521 1151	Grip - Stopper	17- 2
H521 1155	Bracket - Stopper - Base	17- 7
H521 1160	Stopper Pressure Plate	9- 27
H521 1162	Base - Front	15- 7
H521 1164	Bracket - Stopper - Upper	17- 6
H521 1169	Sheet - Flexible Board - 2	17- 37
H521 1170	Sheet - Flexible Board - 3	15- 11
H521 1177	Sponge - Base	15- 31
H521 1189	Sheet - Flexible Board - 1	15- 29
H521 1196	Sheet - Flexible Board - 4	15- 30
H521 1210	ADF Roller Unit	11- 41
H521 1214	Base - ADF	11- 35
H521 1221	Sponge - Shaft - Scanner	17- 39
H521 1222	Holder - Sponge	17- 40
H521 1250	R0 Roller	13- 19
H521 1251	R1 Roller	13- 20
H521 1252	R2 Roller	13- 42

Part No.	Description	Page and Index No.
H521 1254	Lower Guide Plate	13- 39
H521 1257	Upper Cover - ADF	11- 1
H521 1258	Separation Guide	13- 21
H521 1259	Guide Plate R2	11- 29
H521 1261	Front Side Plate	13- 1
H521 1264	Rear Side Plate	13- 28
H521 1267	Motor Bracket	13- 33
H521 1268	Bracket - Pickup	11- 21
H521 1276	Shaft - Separation Unit	13- 16
H521 1278	Exposure Glass - ADF Option	11- 37
H521 1279	Joint Gear	13- 30
H521 1280	Pulley R1	13- 23
H521 1281	R2 Drive Gear	13- 4
H521 1282	Joint Gear	13- 7
H521 1283	Front Drive Gear - Reverse	13- 8
H521 1284	Front Drive Gear - Feed	13- 9
H521 1285	Middle Drive Gear - Reverse	13- 18
H521 1286	Gear - Feed Roller	11- 18
H521 1287	Gear - Pickup Roller	11- 25
H521 1288	Collar - Pickup	11- 24
H521 1289	Pressure Plate	13- 46
H521 1290	Busing	13- 10
H521 1292	Shaft - Feed Roller	11- 17
H521 1293	Joint Shaft	13- 11
H521 1294	Shaft - Pickup	11- 16
H521 1295	Shaft - Separation Roller	13- 15
H521 1296	Bushing	13- 17
H521 1297	Lock Lever	13- 6
H521 1299	Lock Shaft	13- 43
H521 1300	Spring Plate	13- 25
H521 1301	Pressure Roller - R1	11- 8
H521 1302	Guide Roller R2	11- 33
H521 1303	Spring Plate - R0	11- 5
H521 1304	Spring R1	11- 4
H521 1305	Spring Plate R2	11- 31

Part No.	Description	Page and Index No
H521 1306	Guide Roller Shaft	11- 10
H521 1307	Guide Roller Shaft	11- 7
H521 1308	Lock Spring	13- 2
H521 1309	Timing Belt	13- 31
H521 1310	Pin Shaft	11- 36
H521 1311	Busing	13- 5
H521 1312	Pressuer Shaft Holder	13- 44
H521 1314	Spring Clutch - M6	11- 14
H521 1316	Spring Clutch - M9	11- 19
H521 1317	Pressure Spring	11- 40
H521 1318	Cover - Front	11- 9
H521 1319	Exit Roller Colar	11- 32
H521 1320	Original Table	9- 25
H521 1321	Release Lever	13- 47
H521 1322	Front Guide - Original	9- 23
H521 1323	Rear Guide - Original	9- 22
H521 1324	Original Guide Cover	9- 20
H521 1325	Original Guide Gear	9- 24
H521 1325	Original Guide Gear	19- 29
H521 1328	Cover - Rear - ADF	11- 22
H521 1330	Cover - Rear/lower - ADF	11- 28
H521 1331	Antistatic Brush	13- 40
H521 1334	Guide Mylar - Front	11- 3
H521 1335	Bushing - 8x10mm	13- 27
H521 1336	Lock Spring	13- 3
H521 1337	Guide Roller R0	11- 12
H521 1338	Cover - Front - Lower	11- 38
H521 1340	Pulley R2	13- 24
H521 1341	Plessuer Spring	13- 41
H521 1342	Guide Mylar - Rear	11- 2
H521 1348	Collor R0	11- 11
H521 1350	Pad - Pick-up	13- 22
H521 1354	Collar R1	11- 6
H521 1356	Sheet	9- 19
H521 1357	Decal - Original Level	9- 21

Part No.	Description	Page and Index No.
H521 1358	Motor Cushion	13- 35
H521 1359	Decal - Original Table	9- 26
H521 1360	Spring	13- 48
H521 1364	Guide Sheet	11- 39
H521 1365	Antistatic Brushi	13- 49
H521 1366	ADF Pickup Roller	11- 23
H521 1367	Feed Roller	11- 20
H521 1368	Sheet - Interlock SW.	11- 34
H521 1372	Reverse Rollefr	13- 12
H521 1374	Bracket - Reverse	13- 13
H521 3116	Oil Damper	49- 22
H521 3139	Bracket - Ground - 1	49- 19
H521 3140	Bracket - Ground - 2	49- 24
H521 5001	Lamp Stabilizer	17- 33
H521 5010	Scanner Motor - ADF	13- 34
H521 5011	Document Sensor - S1/S3	13- 37
H521 5012	Document Sensor - S2	13- 38
H521 5305	Sensor Harness	17- 23
H521 5317	Harness - ADF	15- 12
H521 5318	Harness - Book H.P. Sensor	15- 17
H521 5319	Harness - ADF Motor	15- 28
H521 5331	Grownding Wire - 125	11- 30
H521 5332	Grownding Wire - 70	11- 27
H521 5336	Harness - ADF - L	13- 36
H522 1064	Motor Bracket	17- 13
H522 1150	Cushion - Scanner Motor	17- 12
H522 3117	Gear - Oil Damper	49- 20
H522 3118	Collar - Oil Damper	49- 21
H522 5004	Scanner Motor	17- 11

Part No.	Description	Page and Index No
A010 5700	Sensor	21- 8
A030 1339	Plate Nut - Key Counter	47- 13
A153 6409	Decal - Keytop Cover (GES)	7- 18
A153 6409	Decal - Keytop Cover (GES)	57- 19
A422 1423	Washer	19- 38
A682 6166	Front Stand	59- 5
A682 6167	Rear Stand	59- 3
A682 6170	Stand Fixing Plate	59- 4

Part No.	Description	Page and Index No.
5053 0223	Bushing - 8mm	23- 30
5053 0419	Bushing - 10mm	29- 39
5053 0419	Bushing - 10mm	21- 5
5053 0419	Bushing - 10mm	23- 15
5053 0447	Bushing - 6mm	29- 37
5054 0536	Magnet Catch Ass'y	23- 24
5219 1957	Stepped Screw - M4	19- 39
5316 7421	O - Ring	35- 30
5506 6111	Stepped Screw - M4	29- 40
5600 1086	Spacer - 10.2 X 20	23- 28
5606 2310	Roller	19- 43

Part No.	Description	Page and Index No
0242 0080Z	Screw - M2X8	27-105
0313 0030B	Philips Pan Head Screw - M3x3	11-105
0313 0030B	Philips Pan Head Screw - M3x3	13-107
0313 0060B	Philips Pan Head Screw - M3x6	11-107
0314 0060B	Philips Pan Head Screw - M4x6	25-106
0314 0080Z	Philips Screw - 4x8	35-107
0315 0200Z	Philips Screw - 5x20	43-105
0323 0060B	Philips Sunk Screw - M3x6	11-103
0323 0100Z	Philips Sunken Head Screw - M3x10	47-102
0353 0050Z	Philips Truss Head Screw - M3x5	47-104
0353 0050Z	Philips Truss Head Screw - M3x5	41-107
0353 0050Z	Philips Truss Head Screw - M3x5	31-104
0353 0050Z	Philips Truss Head Screw - M3x5	49-105
0353 0050Z	Philips Truss Head Screw - M3x5	35-112
0353 0050Z	Philips Truss Head Screw - M3x5	15-106
0353 0060Z	Screw - M3X6	29-107
0353 0060Z	Screw - M3X6	9-102
0353 0080Z	Philips Trass Head Screw - M3x8	9-103
0353 0080Z	Philips Trass Head Screw - M3x8	31-108
0353 0100Z	Bind Screw - M3x10	9-104
0354 0060Z	Philips Truss Head Screw - M4x6	35-111
0354 0060Z	Philips Truss Head Screw - M4x6	31-102
0354 0060Z	Philips Truss Head Screw - M4x6	33-104
0354 0100B	Screw - M4X10	47-107
0450 3006B	Tapping Screw - M3x6	19-110
0450 3006B	Tapping Screw - M3x6	25-105
0450 3008B	Tapping Screw - M3x8	41-111
0450 3008B	Tapping Screw - M3x8	33-105
0450 3008B	Tapping Screw - M3x8	19-111
0450 3008B	Tapping Screw - M3x8	9-106
0450 3008H	Tapping Screw M3x8	39-101
0450 3012B	Tapping Screw - 3x12	39-103
0450 4006B	Tapping Screw:4x6	19-109
0450 4006B	Tapping Screw:4x6	31-107
0450 4008B	Tapping Screw - 4x8	19-108

Part No.	Description	Page and Index No.
0450 4008B	Tapping Screw - 4x8	37-104
0450 4008B	Tapping Screw - 4x8	41-103
0450 4008B	Tapping Screw - 4x8	39-102
0450 4008B	Tapping Screw - 4x8	7-103
0450 4025B	Tapping Screw With Washer - M4X25	43-102
0451 3006B	Tapping Screw - M3x6	27-101
0451 3006B	Tapping Screw - M3x6	43-114
0451 3006B	Tapping Screw - M3x6	25-102
0451 3006B	Tapping Screw - M3x6	47-109
0451 3006B	Tapping Screw - M3x6	35-109
0451 3006B	Tapping Screw - M3x6	21-106
0451 3006B	Tapping Screw - M3x6	49-106
0451 3006B	Tapping Screw - M3x6	19-107
0451 3006B	Tapping Screw - M3x6	41-104
0451 3006B	Tapping Screw - M3x6	17-103
0451 3006B	Tapping Screw - M3x6	45-107
0451 3006B	Tapping Screw - M3x6	37-103
0451 3008B	Tapping Screw - M3x8	41-105
0451 3008B	Tapping Screw - M3x8	51-104
0451 3008B	Tapping Screw - M3x8	39-105
0451 3008B	Tapping Screw - M3x8	45-105
0451 4006B	Tapping Screw - 4x6	39-104
0451 4006B	Tapping Screw - 4x6	21-105
0451 4006B	Tapping Screw - 4x6	45-101
0451 4006B	Tapping Screw - 4x6	7-101
0451 4006B	Tapping Screw - 4x6	51-101
0451 4006B	Tapping Screw - 4x6	47-103
0451 4006B	Tapping Screw - 4x6	43-110
0451 4006B	Tapping Screw - 4x6	29-105
0451 4006B	Tapping Screw - 4x6	41-106
0451 4006B	Tapping Screw - 4x6	19-101
0451 4006B	Tapping Screw - 4x6	49-101
0451 4006B	Tapping Screw - 4x6	23-102
0451 4008B	Philips Tapping Screw - M4x8	37-105
0451 4008B	Philips Tapping Screw - M4x8	29-112

Part No.	Description	Page and Index No
0451 4008B	Philips Tapping Screw - M4x8	51-102
0451 4008B	Philips Tapping Screw - M4x8	23-109
0451 4008B	Philips Tapping Screw - M4x8	43-104
0451 4008H	Tapping Screw - 4x8	7-102
0451 4008H	Tapping Screw - 4x8	41-116
0451 4008W	Tapping Screw - M4x8	43-115
0451 4008W	Tapping Screw - M4x8	49-102
0451 4008W	Tapping Screw - M4x8	45-111
0451 4014B	Tapping Screw - 4x14	41-112
0451 4014B	Tapping Screw - 4x14	37-102
0452 3006B	Tapping Screw - M3x6	33-106
0452 4006B	Tapping Bind Screw - M4x6	45-104
0452 4008B	Tapping Screw - M4x8	45-112
0453 4006Z	Binding Self Tapping Screw - 4x6	23-110
0574 0040E	Hexagon Headless Set Screw - M4x4	21-108
0574 0040E	Hexagon Headless Set Screw - M4x4	25-104
0574 0040E	Hexagon Headless Set Screw - M4x4	35-105
0574 0050E	Hexagon Headless Set Screw - M4x5	21-113
0575 0060E	Hexagon Headless Set Screw - M5x6	43-103
0584 0121Z	Hexagon Bolt - M4x12	29-103
0593 0080E	Bolt - M3x8	29-101
0593 0100Z	Bolt M3x10	33-107
0594 0080E	Bolt - M4x8	21-111
0594 0080Z	Bolt - M4x8	35-104
0594 0080Z	Bolt - M4x8	33-108
0595 0080E	Hexagon Bolt - M5x8	21-101
0633 0140G	Parallel Pin - 3x14	37-101
0633 0160G	Parallel Pin - 3x16mm	23-107
0701 0030Z	Flat Washer - M3	9-105
0701 0040Z	Flat Washer - M4	21-112
0701 0050Z	Flat Washer - M5	21-102
0710 0030Z	Hex Nut 3	29-111
0710 0040Z	Hex Nut 4	29-102
0720 0020E	Retaining Ring - M2	33-101
0720 0025E	Retaining Ring - M2.5	27-103

Part No.	Description	Page and Index No.
0720 0030E	Retaining Ring - M3	15-103
0720 0030E	Retaining Ring - M3	17-106
0720 0030E	Retaining Ring - M3	43-108
0720 0030E	Retaining Ring - M3	21-109
0720 0040E	Retaining Ring - M4	13-102
0720 0040E	Retaining Ring - M4	29-104
0720 0040E	Retaining Ring - M4	11-102
0720 0040E	Retaining Ring - M4	25-103
0720 0040E	Retaining Ring - M4	19-105
0720 0040E	Retaining Ring - M4	45-108
0720 0040E	Retaining Ring - M4	17-101
0720 0040E	Retaining Ring - M4	27-106
0720 0040E	Retaining Ring - M4	23-101
0720 0040E	Retaining Ring - M4	41-101
0720 0040Z	Retaining Ring - M4	31-103
0720 0050Z	Retaining Ring - M5	35-108
0720 0060E	Retaining Ring - M6	35-101
0720 0060E	Retaining Ring - M6	43-106
0720 0060E	Retaining Ring - M6	31-101
0720 0060E	Retaining Ring - M6	23-108
0720 0060E	Retaining Ring - M6	13-103
0720 0060E	Retaining Ring - M6	29-108
0720 0060E	Retaining Ring - M6	19-104
0720 0060Z	Retaining Ring - M6	31-109
0720 0070E	Retaining Ring - M7	13-104
0720 0080E	Retaining Ring - M8	21-103
0720 0080E	Retaining Ring - M8	23-106
0720 0080E	Retaining Ring - M8	29-106
0725 0100E	Retaining Ring C - M10	17-108
0725 0160E	Retaining Ring C - M16	35-103
0740 3008	Ball Bearing - 8x22x7	29-109
0740 3008	Ball Bearing - 8x22x7	21-107
0740 3010	Ball Bearing - 10x26x8mm	43-112
0742 3008	Ball Bearing - 8X22X7	29-115
0801 0103	Screw - M4x8	31-110

Part No.	Description	Page and Index No
0801 1004	Screw - M4X4	51-103
0801 1004	Screw - M4X4	23-105
0801 1004	Screw - M4X4	45-109
0801 1004	Screw - M4X4	33-112
0801 1004	Screw - M4X4	19-106
0801 1004	Screw - M4X4	29-113
0801 1135	Philips Pan Head Screw - M3x3	43-109
0801 1135	Philips Pan Head Screw - M3x3	27-102
0801 1135	Philips Pan Head Screw - M3x3	25-101
0801 1135	Philips Pan Head Screw - M3x3	41-102
0802 5205	Tapping Screw - M3x6	17-107
0802 5205	Tapping Screw - M3x6	13-101
0802 5206	Tapping Screw - M3x8	13-105
0802 5230	Tapping Screw - M3x10	11-101
0802 5270	Tapping Screw - M3	47-114
0804 6091	Hexagonal Set Screw - M2x5	33-110
0804 6101	Hexagon Bolt - M3	29-110
0804 6107	Hexagon Bolt - M2x4	33-103
0805 3385	Bushing - 6mm	41-108
0805 3386	Bushing - 8mm	11-104
0807 5044	Spacer - 8.1mm X 11.5mm X 0.2	43-107
0807 5049	Wave Washer - 8 Mm	31-105
0807 7114	Washer - 16x24x0.3mm	33-109
0807 7114	Washer - 16x24x0.3mm	35-102
0808 0021	Rubber Ring	33-111
0951 3006B	Philips Screw With Flat Washer - M3x6	9-101
0951 3006B	Philips Screw With Flat Washer - M3x6	17-104
0951 3006B	Philips Screw With Flat Washer - M3x6	11-106
0951 3006B	Philips Screw With Flat Washer - M3x6	15-102
0951 3006W	Philips Screw With Flat Washer - M3x6	29-114
0951 3006Z	Philips Screw With Flat Washer - M3x6	17-109
0951 3006Z	Philips Screw With Flat Washer - M3x6	15-105
0951 3006Z	Philips Screw With Flat Washer - M3x6	23-103
0951 3006Z	Philips Screw With Flat Washer - M3x6	33-114
0951 3006Z	Philips Screw With Flat Washer - M3x6	41-114

Part No.	Description	Page and Index No.
0951 3006Z	Philips Screw With Flat Washer - M3x6	21-110
0951 3008Z	Philips Screw With Flat Washer - M3x8	33-115
0951 3010Z	Philips Screw With Flat Washer - M3	41-113
0951 3012Z	Philips Screw W/H Flat Washer - M3x12	19-103
0951 3012Z	Philips Screw W/H Flat Washer - M3x12	21-104
0951 3012Z	Philips Screw W/H Flat Washer - M3X12	17-102
0951 3014W	Philips Screw With Flat Washer - M3x14	49-104
0951 3014Z	Philips Screw W/H Flat Waser - M3x14	47-105
0951 4005Z	Philips Screw With Flat Washer - M4x5	19-113
0951 4005Z	Philips Screw - With Flate Washer M4x5	43-116
0951 4006Z	Philips Screw With Flat Washer - M4	35-106
0951 4006Z	Philips Screw With Flat Washer - M4	19-102
0951 4020Z	Philips Screw With Flat Washer - M4x20	51-109
0954 0060Z	F09 Maser Non	31-106
0960 4008Z	Flange Head Screw - 4x8	43-101
0960 4008Z	Flange Head Screw - 4x8	19-112
1102 4210	Connector - 11P	55-103
1102 4212	CT Header - 15P	55-104
1102 4820	CT Header - 24P	55-105
1102 4821	Connector - 26P	55-106
1102 4822	Connector - 28P	55-107
1102 5305	Connector - 6P	55-108
1102 6595	Connector - 11P	55-109
1102 7031	Connector - SLEM11S-2	55-110
1102 7455	Connector FX6-60S-0.8SV2	55-111
1104 0378	IC Socket - 24p - DICF-24CS-E	55-112
1104 0473	32p - IC Socket	55-113
1104 0588	Dip Socket - 28p	55-114
1105 0042	Wire Band	21-114
1105 0144	Harness Clamp	27-107
1105 0153	Clamp	13-108
1105 0260	Wire Saddle	13-109
1105 0267	Harness Clamp - YMC-10-0	47-117
1105 0267	Harness Clamp - YMC-10-0	41-109
1105 0267	Harness Clamp - YMC-10-0	45-106

Part No.	Description	Page and Index No
1105 0267	Harness Clamp - YMC-10-0	37-106
1105 0283	Clamp	13-106
1105 0283	Clamp	33-102
1105 0283	Clamp	35-110
1105 0283	Clamp	43-113
1105 0283	Clamp	23-104
1105 0283	Clamp	15-104
1105 0291	Harness Clamp - LWS-3S	51-106
1105 0291	Harness Clamp - LWS-3S	45-102
1105 0291	Harness Clamp - LWS-3S	43-111
1105 0291	Harness Clamp - LWS-3S	41-115
1105 0292	Wire Saddle	27-104
1105 0292	Wire Saddle	51-105
1105 0292	Wire Saddle	45-103
1105 0292	Wire Saddle	47-116
1105 0297	F09 Non	51-107
1105 0310	Wire Clamp	17-105
1105 0310	Wire Clamp	15-101
1105 0316	Clamp	51-108
1105 0328	Harness Clamp - ES-0505	41-110
1105 0328	Harness Clamp - ES-0505	47-115
1105 0328	Harness Clamp - ES-0505	47-110
1105 0328	Harness Clamp - ES-0505	33-113
1107 0391	Fuse - 5A, 125V	47-111
1107 0392	Fuse - 6.3A 125V	47-112
1107 0393	Fuse (glass Case) - 8A - 125V	45-110
1107 0653	Fuse - 1A, 125V	55-115
1107 0772	Fuse - 5A 250V	45-110
1107 0932	Fuse - 10A 125V	47-113
1204 1442	Micro Switch - V-152-3A5(10E)	49-103
1204 1442	Micro Switch - V-152-3A5(10E)	47-106
1204 1545	Main Switch	47-101
1204 2382	Interlock Switch - Fail-CA22	47-108
1400 0403	Transistor - 2SC1623L6	55-116
1400 0429	Transistor - NPN TR:2SC3070	55-117

Part No.	Description	Page and Index No.
1401 0835	Diode - 1SS190	55-118
1401 0977	Transistor - LB1213M	55-119
1402 0694	Zener Diode - 02CZ2.7	55-120
1402 0780	Diode - 200v - 1A - 11ES2	55-121
1402 0804	Silicon Diode - 45V - 0.3A	55-122
1402 1263	Diode - 200v - 1A	55-123
1403 0829	Diode - SEC1201C	55-124
1407 1598	TTLIC - SN74LS125ANS	55-125
1407 1600	TTLIC - SN74LS244NS	55-126
1407 1813	IC - SN74LS11NS	55-127
1407 1880	TTLIC - SN74LS04NS	55-128
1407 1882	TTLIC - SN74LS373NS	55-129
1407 2077	TTLIC - SN74LS138NS	55-130
1407 2081	TTLIC - SN74LS08NS	55-131
1407 2182	IC SN74HC244NS	55-132
1407 2187	TTLIC - SN74LS07NS	55-133
1407 2218	TTLIC - SN74LS06NS	55-134
1407 2231	IC - TD62308AF	55-135
1407 2247	TTL - SN74LS164NS	55-136
1407 2261	IC - NJM2902M	55-137
1407 2273	IC - TA8050P	55-138
1407 3281	IC - TC74HCU04AF	55-139
1407 4286	IC - MK48Z52B - 15	55-102
1407 4315	IC - TE7751	55-140
1407 4462	IC - UPD78217AGC-AB8	55-141
1408 0539	IC - N51847P	55-142
1408 0569	IC - NJM78M05FA	55-143
1408 0571	IC - NJM79M05F-A	55-144
1408 0595	IC - NJM2904M	55-145
1408 0611	IC - 3771	55-146
1408 0827	IC - TA8429H	55-147
1408 0886	IC - NJM78M18FA,+18A,0.5A	55-148
1408 1050	IC - STK6712BMK4	55-149
1408 1121	IC - STK6713BMK4	55-150
1408 1134	Operational Amplifier - Ad817an	55-151

Part No.	Description	Page and Index No.
1502 0052	Buzzer - MEB-12C-5	55-152
1503 0071	Oscillator - 12MHZ	55-153
1503 0849	Oscillator - 14.7456MHZ	55-154
1601 7808	Resistor - 4.7k Ω \pm 5% 1/16w	55-155
1601 7809	Resistor Array - 2.2k Ω 1/16w	55-156
1601 8148	Variable Resistor - 20K Ω 0.5W	55-157
1601 8157	Variable Resistor - 100K Ω	55-158
1604 2089	Capacitor - 1.0 μ F 1/8W \pm 20%	55-159
1605 0237	Capacitor - 0.033 μ F 25V	55-160
1605 0599	Capacitor - 0.1 μ F \pm 10%	55-161
1605 0744	Capacitor - EMK212F105Z	55-162
1605 0780	Capacitor - 0.022 μ F \pm 5% 25V	55-163
1606 0995	Capacitor - 10pF 50V	55-164
1606 1915	Capacitor - 0.0022 μ F	55-165
1607 0001	Coil - SN-8S-500	55-166
1607 0477	Coil - BLM21A121SPB	55-167
1630 1101	Resistor - 100 Ω 1/4W \pm 5%	55-168
1630 2201	Resistor - 200 Ω \pm 5% 1/8W	55-169
1630 2220	Resistor - 22 Ω 1/8W \pm 5%	55-170
1630 3102	Resistor - 1K Ω 1/10W \pm 5%	55-171
1630 3103	Resistor - 10K Ω 1/10W \pm 5%	55-172
1630 3105	Resistor - 1M Ω \pm 5% 1/10W	55-173
1630 3151	Resistor - 150 Ω \pm 5% 1/10W	55-174
1630 3163	Resistor - 16K Ω \pm 5% 1/10W	55-175
1630 3202	Resistor - 2K Ω -1/10W	55-176
1630 3220	Resistor - 22 Ω \pm 5% 1/10W	55-177
1630 3241	Resistor - 240 Ω 1/10W \pm 5%	55-178
1630 3244	Resistor - 240K Ω \pm 5% 1/10W	55-179
1630 3303	Resistor - 30K Ω \pm 5% 1/10W	55-180
1630 3330	Resistor - 33 Ω \pm 5% 1/10W	55-181
1630 3332	Resistor - 3.3K Ω 1/10W \pm 5%	55-182
1630 3391	Resistor - 390 Ω 1/10W \pm 5%	55-183
1630 3470	Resistor - 47 Ω 1/10W \pm 5%	55-184
1630 3471	Resistor - 470 Ω - 1/10W	55-185

Part No.	Description	Page and Index No.
1630 3472	Resistor - 4.7K Ω 1/10W \pm 5%	55-186
1630 3473	Resistor - 47K Ω 1/10W \pm 5%	55-187
1630 3511	Resistor - 510 Ω \pm 5% 1/10W	55-188
1630 3514	Resistor - 510K Ω \pm 5% 1/10W	55-189
1630 3682	Resistor - 6.8k Ω - 1/10W	55-190
1630 3683	Resistor - 68K Ω \pm 5% 1/10W	55-191
1630 3824	Resistor - 820K Ω \pm 5% 1/10W	55-192
1633 0000	Resistor - 0 Ω 1/10W	55-193
1633 1001	Resistor - 1K Ω \pm 1% 1/10W	55-194
1633 1501	Resistor - 1.5K Ω \pm 1% 1/10W	55-195
1633 2200	Resistor:220 Ω : \pm 1%:1/10w	55-196
1633 2201	Resistor - 2.2 Ω \pm 1% 1/10W	55-197
1633 2700	Chip Resistor - 270 Ω 1/10w	55-198
1633 3600	Resistor - 360 Ω : \pm 1%:1/10w	55-199
1633 3741	Resistor - 3.7K Ω \pm 5% 1/10W	55-200
1633 3901	Resistor - 3.9 Ω \pm 1% 1/10W	55-201
1633 5100	Resistor - 510 Ω \pm 1%1/10W	55-202
1633 6040	Resistor - 604 Ω \pm 5% 1/10W	55-203
1633 6800	Resistor - 680 Ω \pm 1% 1/10W	55-204
1633 7500	Resistor - 750 Ω \pm 5% 1/10W	55-205
1633 8870	Resistor - 887 Ω \pm 5% 1/10W	55-206
1633 9101	Resistor - 9.1K Ω 1/10W	55-207
1640 1101	Capacitor - 100 μ F - \pm 20% 16V	55-208
1640 2470	Capacitor - 47 μ F \pm 20% 25V	55-209
1640 3101	Capacitor - 100 μ F \pm 20% 35V	55-210
1640 5100	Capacitor - 10 μ F +20% 35V	55-211
1644 5479	Capacitor - 4.7 μ F \pm 20% 50V	55-212
1660 2151	Capacitor - 150pF \pm 20% 35V	55-213
1660 2220	Capacitor - 22pF \pm 20% 35V	55-214
1660 2270	Capacitor - 27pF \pm 20% 35V	55-215
1660 2331	Capacitor - 330pF \pm 5% 50V	55-216
1660 2471	Capacitor - 470pF - \pm 5% - 50V	55-217
1660 3101	Capacitor - 100pF 50V	55-218

Part No.	Description	Page and Index No
1660 3102	Capacitor - 1000pF \pm 5% 50V	55-219
1660 5103	Capacitor - 10000pF \pm 10% 50V	55-220
1904 0013	SRAM - 256K X8 20NS G2	55-101